
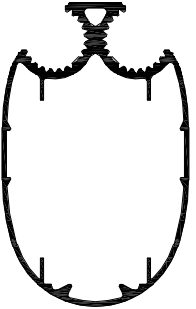
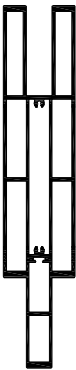
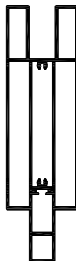

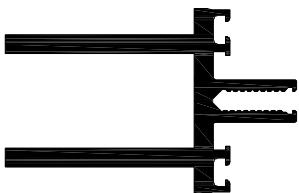
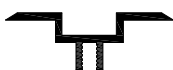





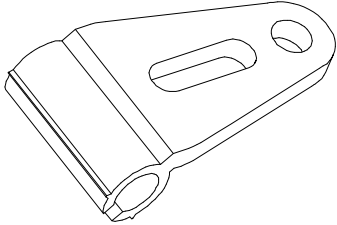
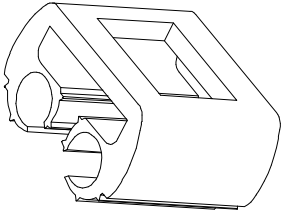
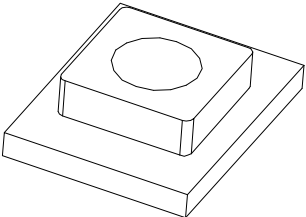
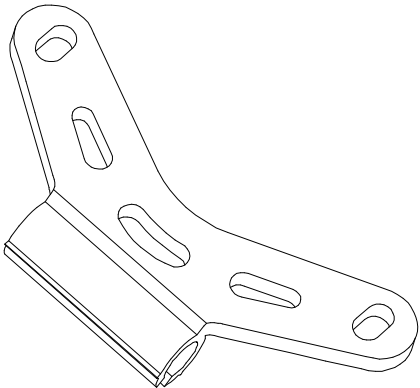


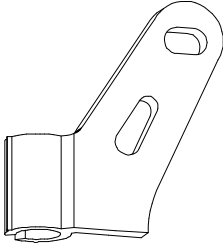
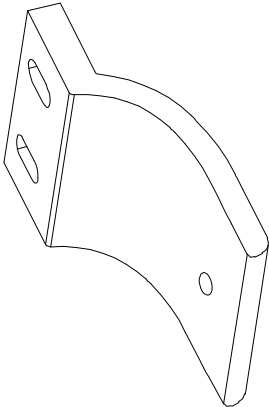
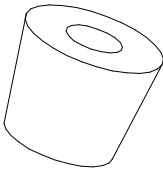
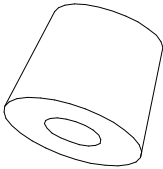
Profili e Accessori
Profiles and Fittings

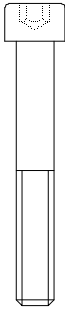
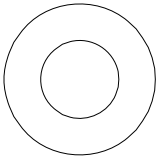
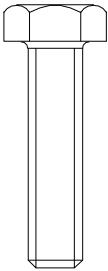
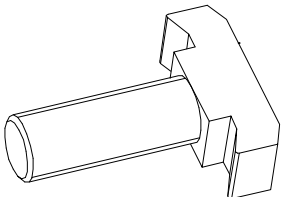
ARTICOLO article	DISEGNO drawing	Jx (cm ⁴)	Jy (cm ⁴)	DESCRIZIONE description
ASP-M1		408,52	184,63	<p>Trave o montante Materiale: Alluminio</p> <p>Beam or upright profile Material: Aluminium</p>
ASP-M2		335,51	122,13	<p>Trave o montante Materiale: Alluminio</p> <p>Beam or upright profile Material: Aluminium</p>
HIP-M1		938,51	50,73	<p>Trave o montante Materiale: Alluminio</p> <p>Beam or upright profile Material: Aluminium</p>
HIP-M2		322,45	32,80	<p>Trave o montante Materiale: Alluminio</p> <p>Beam or upright profile Material: Aluminium</p>

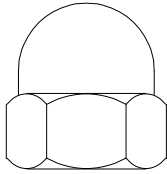
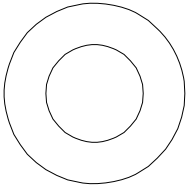
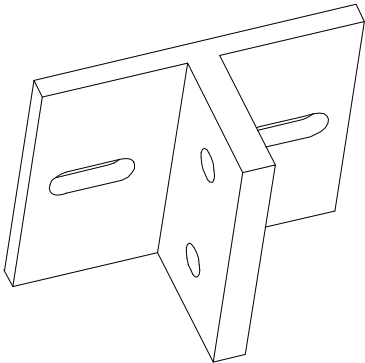
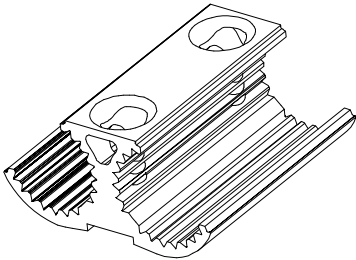
ARTICOLO article	DISEGNO drawing	DESCRIZIONE description
ASP-CO		<p>Copertina per profilo ASP-M1 / ASP-M2 Materiale: Alluminio</p> <p>Covering profile for ASP-M1 / ASP-M2 Material: Aluminium</p>
HIP-TR		<p>Traverso Materiale: Alluminio</p> <p>Transom Material: Aluminium</p>
HIP-OM		<p>Copertina per fuga tra i vetri 16 mm Materiale: Alluminio</p> <p>Covering profile for 16 mm space between the glasses Material: Aluminium</p>
HIP-PP		<p>Profilo porta-guarnizione per porta Materiale: Alluminio</p> <p>Profile for door washer Material: Aluminium</p>

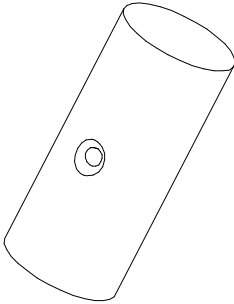

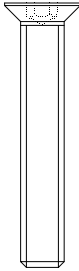
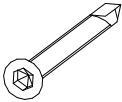
ARTICOLO article	DISEGNO drawing	DESCRIZIONE description
ASP-GS		<p>Guarnizione per fuga tra i vetri 12 mm Materiale: Silicone</p> <p>Washer for 12 mm space between the glasses Material: Silicon</p>
HIP-GT		<p>Guarnizione per profilo HIP-TR Materiale: Silicone</p> <p>Washer for HIP-TR profile Material: Silicon</p>
HIP-GZ		<p>Guarnizione per profilo HIP-M1 Materiale: EPDM</p> <p>Washer for HIP-M1 profile Material: EPDM</p>
HIP-SP		<p>Guarnizione per profilo HIP-PP Materiale: EPDM</p> <p>Washer for HIP-PP profile</p>

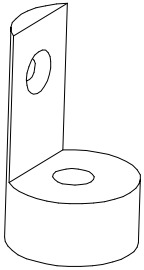


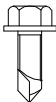
ARTICOLO article	DISEGNO drawing	DESCRIZIONE description	TAVOLA table
<p>ASP-1</p>		<p>Staffa per supporti una/due vie Materiale: Alluminio</p> <p>One/Two ways support stirrup Material: Aluminium</p>	<p>E1 E4 E5</p>
<p>ASP-2</p>		<p>Staffa per supporti quattro vie Materiale: Alluminio</p> <p>Four ways support stirrup Material: Aluminium</p>	<p>E2</p>
<p>ASP-3</p>		<p>Piastra di bloccaggio Materiale: Acciaio inox</p> <p>Locking plate Material: Stainless Steel</p>	<p>E2</p>
<p>ASP-4</p>		<p>Staffa per rotulle Materiale: Alluminio</p> <p>Spider glass stirrup Material: Aluminium</p>	

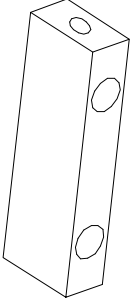
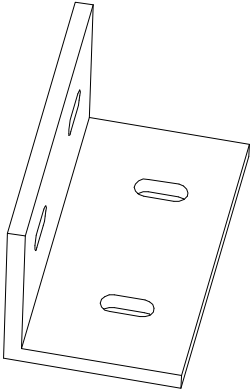
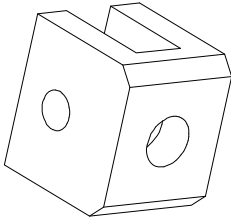
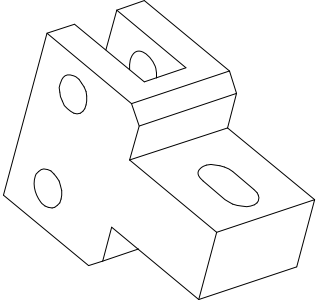
ARTICOLO article	DISEGNO drawing	DESCRIZIONE description	TAVOLA table
<p>ASP-5</p>		<p>Staffa terminale per rotulle Materiale: Alluminio</p> <p>Ending spider glass stirrup Material: Aluminium</p>	
<p>ASP-6</p>		<p>Staffa di fissaggio del montante Materiale: Alluminio</p> <p>Clamping upright stirrup Material: Aluminium</p>	<p>E3</p>
<p>ASP-7</p>		<p>Cuneo di espansione Materiale: Alluminio</p> <p>Expansion wedge Material: Aluminium</p>	<p>E1 E2</p>
<p>ASP-8</p>		<p>Cuneo di espansione filettato Materiale: Alluminio</p> <p>Threaded expansion wedge Material: Aluminium</p>	<p>E1 E2</p>

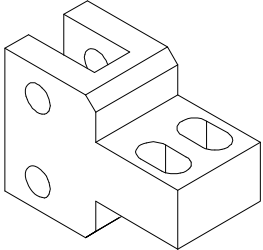
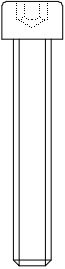
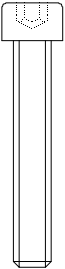
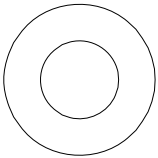
ARTICOLO article	DISEGNO drawing	DESCRIZIONE description	TAVOLA table
ASP-9xL	 <p> L=70 mm - ASP-4 L=60 mm - ASP-1/2 L=50 mm - ASP-5 </p>	<p> Vite M10 per staffa ASP-1/2/4/5 Materiale: Acciaio zincato </p> <p> Screw M10 for stirrup ASP-1/2/4/5 Material: Galvanized steel </p>	E1 E2
ASP-10		<p> Rondella Ø10 per staffa ASP-1/2/4/5 Materiale: Acciaio zincato </p> <p> Stirrup washer Ø10 for ASP-1/2/4/5 Material: Galvanized steel </p>	E1 E2
ASP-11		<p> Vite M12x50 Materiale: Acciaio zincato </p> <p> Screw M12x50 Material: Stainless steel </p>	E3
ASP-12		<p> Vite Halfen M12 Materiale: Acciaio zincato </p> <p> Halfen screw M12 Material: Galvanized steel </p>	E3

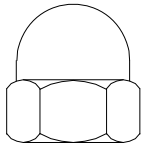
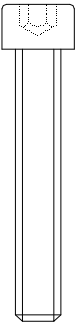
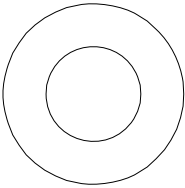
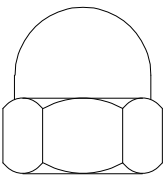
ARTICOLO article	DISEGNO drawing	DESCRIZIONE description	TAVOLA table
<p>ASP-13</p>		<p>Dado cieco M12 Materiale: Acciaio inox</p> <p>Cup nut M12 Material: Stainless steel</p>	<p>E3</p>
<p>ASP-14</p>		<p>Rondella Ø12 Materiale: Acciaio inox</p> <p>Washer Ø12 Material: Stainless steel</p>	<p>E3</p>
<p>ASP-15</p>		<p>Staffa di fissaggio agli orizzontamenti Materiale: Alluminio</p> <p>Fixing floor stirrup Material: Aluminium</p>	<p>E3</p>
<p>ASP-16</p>		<p>Basetta per staffe ASP-1/4 Materiale: Alluminio</p> <p>Base for stirrup ASP-1/4 Material: Aluminium</p>	<p>E4 E7</p>



ARTICOLO article	DISEGNO drawing	DESCRIZIONE description	TAVOLA table
ASP-17		<p>Contrasto per staffa ASP-1 su un solo lato Materiale: Alluminio</p> <p>Stirrup contrast for ASP Material: Aluminium</p>	E5
ASP-18..	 <p>C per spessore 1,5-3,8 mm L per spessore 3,8-6,0 mm</p> <p>C for thickness 1,5-3,8 mm L for thickness 3,8-6,0 mm</p>	<p>Inserto filettato M10 Materiale: Acciaio zincato</p> <p>Threaded insert M10 Material: Galvanized steel</p>	E4
ASP-19		<p>Vite M10 per ASP-16 Materiale: Acciaio inox</p> <p>Screw m10 for ASP-16 Material: Stainless steel</p>	E4
ASP-20		<p>Vite per ASP-17 Materiale: Acciaio zincato</p> <p>Screw for ASP-17 Material: Galvanized steel</p>	E5

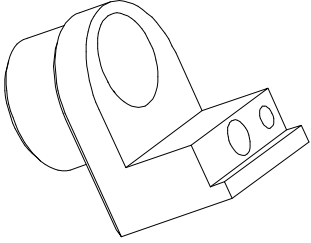
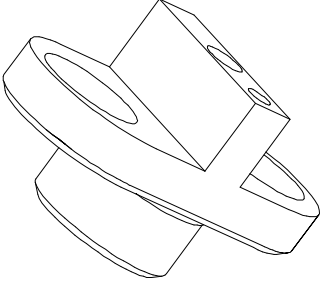
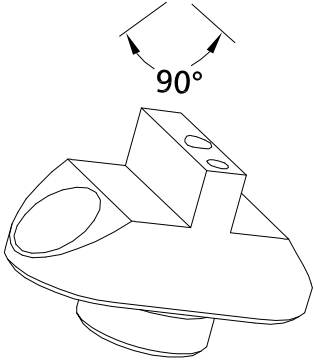
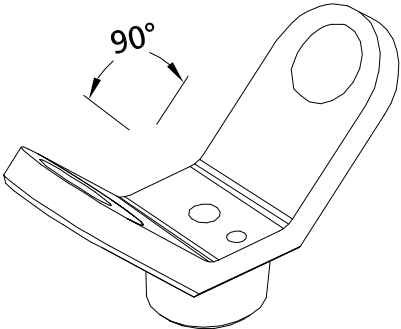
ARTICOLO article	DISEGNO drawing	DESCRIZIONE description	TAVOLA table
<p>ASP-21</p>		<p>Staffa di fissaggio terminale per ASP-M1/M2 Materiale: Acciaio inox</p> <p>Fixing end stirrup for ASP-M1/M2 Material: Stainless steel</p>	<p>E6</p>
<p>ASP-22</p>		<p>Vite per ASP-21 Materiale: Acciaio zincato</p> <p>Screw for ASP-21 Material: Galvanized steel</p>	<p>E6</p>
<p>ASP-23</p>		<p>Staffa per supporto SJS-S2/90° Materiale: Acciaio inox</p> <p>Stirrup for support SJS-S2/90° Material: Stainless steel</p>	<p>S25</p>
<p>ASP-24</p>		<p>Vite Materiale: Acciaio zincato</p> <p>Screw Screw Material: Galvanized steel</p>	<p>S6 S25</p>

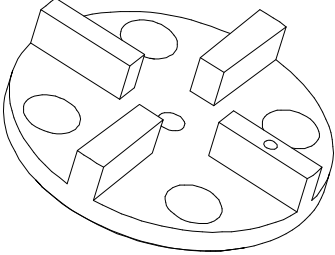
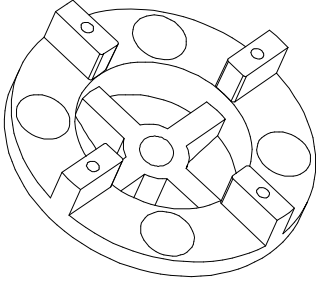
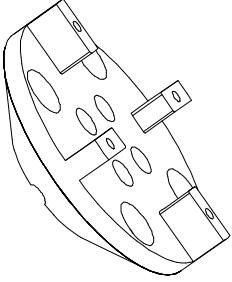
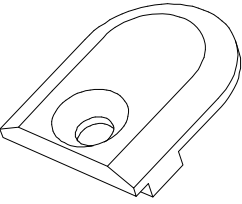
ARTICOLO article	DISEGNO drawing	DESCRIZIONE description	TAVOLA table
<p>HIP-1</p>		<p>Inserto per fissaggio ASP-16 su profilo HIP-M1 Materiale: Alluminio</p> <p>Insert for fixing ASP-16 on HIP-M1 profile Material: Aluminium</p>	<p>E7</p>
<p>HIP-2</p>		<p>Staffa di fissaggio per HIP-M1 Materiale: Alluminio</p> <p>Fixing stirrup for HIP-M1 profile Material: Aluminium</p>	<p>E9</p>
<p>HIP-3</p>		<p>Staffa di fissaggio per supporti SJS su profilo HIP-M1 Materiale: Alluminio</p> <p>Fixing stirrup for support SJS on HIP-M1 profile Material: Aluminium</p>	<p>E8</p>
<p>HIP-4</p>		<p>Staffa di fissaggio per traversi HIP-TR Materiale: Alluminio</p> <p>Fixing stirrup for HIP-TR profile Material: Aluminium</p>	<p>E10</p>

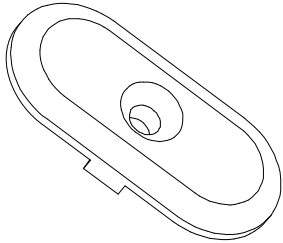
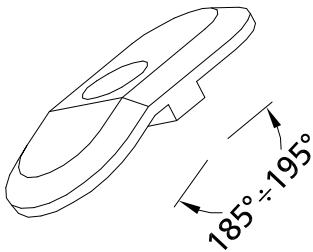
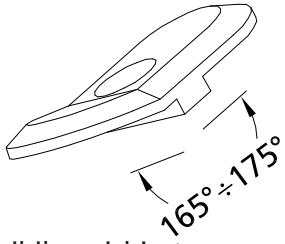
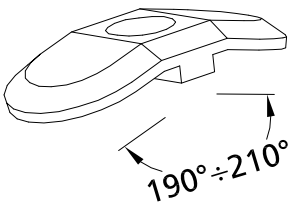
ARTICOLO article	DISEGNO drawing	DESCRIZIONE description	TAVOLA table
<p>HIP-5</p>		<p>Staffa per unione profilo HIP-TR Materiale: Alluminio</p> <p>Joint stirrup for HIP-TR profile Material: Aluminium</p>	
<p>HIP-V1×50</p>		<p>Vite M10×50 per profilo HIP-M1 Materiale: Acciaio inox</p> <p>Screw M10×50 for HIP-M1 profile Material: Stainless steel</p>	<p>E8 E10</p>
<p>HIP-V1×60</p>		<p>Vite M10×60 per profilo HIP-M1 Materiale: Acciaio inox</p> <p>Screw M10×60 for HIP-M1 profile Material: Stainless steel</p>	<p>E8 E10</p>
<p>ASP-V2</p>		<p>Rondella Ø10 Materiale: Acciaio inox</p> <p>Washer Ø10 Material: Stainless steel</p>	<p>E8 E10</p>

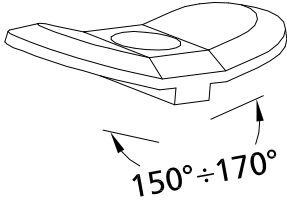
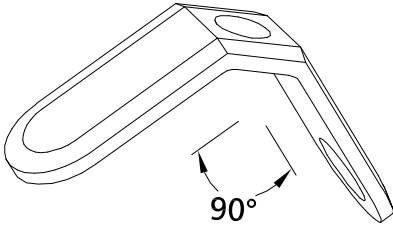
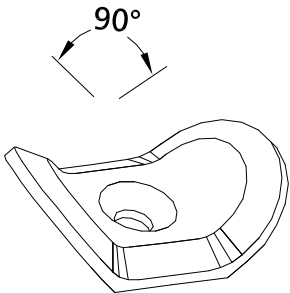
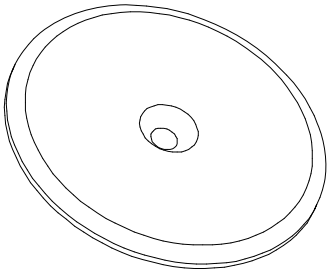
ARTICOLO article	DISEGNO drawing	DESCRIZIONE description	TAVOLA table
<p>HIP-V3</p>		<p>Dado cieco M10 Materiale: Acciaio inox</p> <p>Cup nut M10 Material: Stainless steel</p>	<p>E8 E10</p>
<p>HIP-V4</p>		<p>Vite M12x50 per profilo HIP-M1 Materiale: Acciaio inox</p> <p>Screw M12x50 for HIP-M1 profile Material: Stainless steel</p>	<p>E9</p>
<p>HIP-V5</p>		<p>Rondella Ø12 Materiale: Acciaio inox</p> <p>Washer Ø12 Material: Stainless steel</p>	<p>E9</p>
<p>ASP-V6</p>		<p>Dado cieco M12 Materiale: Acciaio inox</p> <p>Cup nut M12 Material: Stainless steel</p>	<p>E9</p>

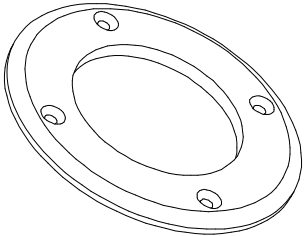
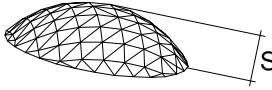


ARTICOLO article	DISEGNO drawing	DESCRIZIONE description	TAVOLA table
<p>HIP-V7</p>		<p>Vite per profilo HIP-TR Materiale: Acciaio inox</p> <p>Screw for HIP-TR profile Material: Stainless steel</p>	<p>E10</p>
<p>HIP-V8</p>		<p>Vite per profilo HIP-OM Materiale: Acciaio inox</p> <p>Screw for HIP-OM profile Material: Stainless steel</p>	<p>S34</p>

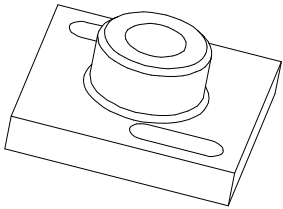
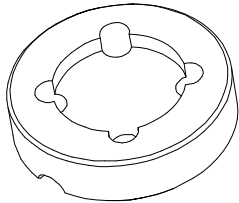
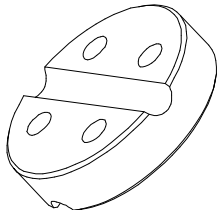
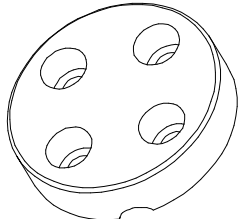
ARTICOLO article	DISEGNO drawing	DESCRIZIONE description	TAVOLA table
<p>SJS-S1</p>		<p>Supporto una via Materiale: Alluminio</p> <p>One way support Material: Aluminium</p>	<p>E11</p>
<p>SJS-S2</p>		<p>Supporto due vie Materiale: Alluminio</p> <p>Two ways support Material: Aluminium</p>	<p>E12 E13 E14 E15 E16</p>
<p>SJS-S2/90e</p>		<p>Supporto due vie 90° esterno Materiale: Alluminio</p> <p>Two ways support 90° external Material: Aluminium</p>	<p>E17</p>
<p>SJS-S2/90i</p>		<p>Supporto due vie 90° interno Materiale: Alluminio</p> <p>Two ways support 90° internal Material: Aluminium</p>	<p>E18</p>

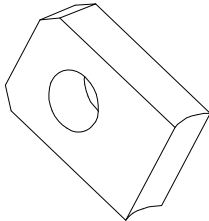
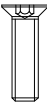
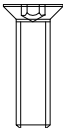
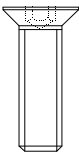
ARTICOLO article	DISEGNO drawing	DESCRIZIONE description	TAVOLA table
<p>SJS-S3</p>		<p>Supporto quattro vie - tipo A* Materiale: Alluminio *Solo su richiesta</p> <p>Four ways support - A type* Material: Aluminium *Only on request</p>	<p>E19</p>
<p>SJS-S4</p>		<p>Supporto quattro vie Materiale: Alluminio</p> <p>Four ways support Material: Aluminium</p>	<p>E20</p>
<p>SJS-S4T</p>	 <p>Disponibile per fune Ø8-10-12 mm, da comunicare al momento dell'or- dine</p> <p>Available for wire Ø8-10-12 mm, to communicate at the moment of order</p>	<p>Supporto quattro vie per tensostruttura Materiale: Acciaio cromato Acciaio inox</p> <p>Four ways support for tensile-structure Material: Chromium steel Stainless steel</p>	<p>E19</p>
<p>SJS-S5</p>		<p>Pressore una via Materiale: Alluminio</p> <p>One way pressure Material: Aluminium</p>	<p>E11</p>


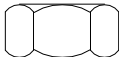
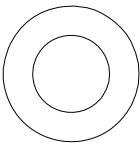
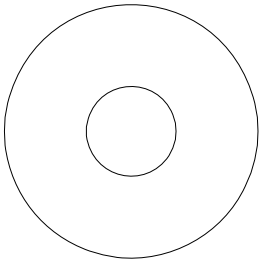
ARTICOLO article	DISEGNO drawing	DESCRIZIONE description	TAVOLA table
<p>SJS-S6</p>		<p>Pressore due vie Materiale: Alluminio</p> <p>Two ways pressure Material: Aluminium</p>	<p>E12</p>
<p>SJS-S6e*</p>	 <p>Disponibile a richiesta con angolo α variabile da 5° a 15°</p> <p>Available on request with α angle variable from 5° to 15°</p>	<p>Pressore due vie angolo esterno variabile su un lato Materiale: Alluminio</p> <p>Two ways pressure with variable external angle on one side Material: Aluminium</p>	<p>E13</p>
<p>SJS-S6i*</p>	 <p>Disponibile a richiesta con angolo α variabile da 5° a 15°</p> <p>Available on request with α angle variable from 5° to 15°</p>	<p>Pressore due vie angolo interno variabile su un lato Materiale: Alluminio</p> <p>Two ways pressure with variable internal angle on one side Material: Aluminium</p>	<p>E15</p>
<p>SJS-S6e**</p>	 <p>Disponibile a richiesta con angoli α/β variabili da 5° a 15°</p> <p>Available on request with α/β angles variable from 5° to 15°</p>	<p>Pressore due vie angolo esterno variabile Materiale: Alluminio</p> <p>Two ways pressure with variable external angle Material: Aluminium</p>	<p>E14</p>

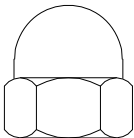
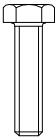


ARTICOLO article	DISEGNO drawing	DESCRIZIONE description	TAVOLA table
<p>SJS-S6i**</p>	 <p>Disponibile a richiesta con angoli α/β variabili da 5° a 15°</p> <p>Available on request with α/β angles variable from 5° to 15°</p>	<p>Pressore due vie angolo interno variabile Materiale: Alluminio</p> <p>Two ways pressure with variable internal angle Material: Aluminium</p>	<p>E16</p>
<p>SJS-S6/90e</p>		<p>Pressore due vie 90° esterno Materiale: Alluminio</p> <p>Two ways pressure 90° external Material: Aluminium</p>	<p>E17</p>
<p>SJS-S6/90i</p>		<p>Pressore due vie 90° interno Materiale: Alluminio</p> <p>Two ways pressure 90° internal Material: Aluminium</p>	<p>E18</p>
<p>SJS-S7</p>		<p>Pressore quattro vie - tipo A* Materiale: Alluminio *Solo su richiesta</p> <p>Four ways pressure - A type* Material: Aluminium *Only on request</p>	<p>E19</p>

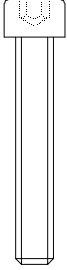


ARTICOLO article	DISEGNO drawing	DESCRIZIONE description	TAVOLA table
SJS-S8		<p>Pressore quattro vie - tipo B Materiale: Alluminio</p> <p>Four ways pressure - B type Material: Aluminium</p>	E20
SJS-S9×S	 <p>S= 7 mm S= 10 mm S= 14 mm</p>	<p>Calotta sferica* Materiale: Derlin</p> <p>*Altezza variabile a seconda dello spessore del vetro</p> <p>Spherical cap* Material: Derlin</p> <p>*Variable radius with section glass</p>	E11 E12 E13 E14 E15 E16 E17 E18 E19 E20
SJS-S10		<p>Spessore per vetro Materiale: Silicone compatto</p> <p>Glass shim Material: Dense silicon</p>	E11 E12 E13 E14 E15 E16 E17 E18 E19 E20
SJS-S11×L	 <p>L= 15 mm per vetri fino a 30 mm L= 20 mm per vetri fino a 34 mm</p> <p>L= 15 mm for glasses up to 30 mm L= 20 mm for glasses up to 34 mm</p>	<p>Spina di centraggio* Materiale: Alluminio</p> <p>*Lunghezza variabile a seconda dello spessore del vetro</p> <p>Centring pin* Material: Aluminium</p> <p>*Variable lenght with section glass</p>	E11 E12 E13 E14 E15 E16 E17 E18 E19

ARTICOLO article	DISEGNO drawing	DESCRIZIONE description	TAVOLA table
<p>SJS-S12</p>		<p>Basetta per supporto Materiale: Alluminio</p> <p>Base for support Material: Aluminium</p>	<p>E21</p>
<p>SJS-M1</p>	 <p>Disponibile per fune Ø8-10-12 mm, da comunicare al momento dell'ordine</p> <p>Disposable for wire Ø8-10-12 mm, to communicate at the moment of order</p>	<p>Morsetto per tensostruttura Materiale: Acciaio cromato Acciaio inox</p> <p>Clamp for tensile-structure Material: Cromiun steel Stainless steel</p>	<p>E22</p>
<p>SJS-M2</p>	 <p>Disponibile per fune Ø8-10-12 mm, da comunicare al momento dell'ordine</p> <p>Disposable for wire Ø8-10-12 mm, to communicate at the moment of order</p>	<p>Morsetto per tensostruttura Materiale: Acciaio cromato Acciaio inox</p> <p>Clamp for tensile-structure Material: Cromiun steel Stainless steel</p>	<p>E22</p>
<p>SJS-M3</p>	 <p>Disponibile per fune Ø8-10-12 mm, da comunicare al momento dell'ordine</p> <p>Disposable for wire Ø8-10-12 mm, to communicate at the moment of order</p>	<p>Morsetto per tensostruttura Materiale: Acciaio cromato Acciaio inox</p> <p>Clamp for tensile-structure Material: Cromiun steel Stainless steel</p>	<p>E22</p>

ARTICOLO article	DISEGNO drawing	DESCRIZIONE description	TAVOLA table
<p>SJS-OC</p>		<p>Occhiello per tiranti in acciaio Materiale: Acciaio cromato Acciaio inox</p> <p>Eyelet for steel tie-rod Material: Cromium steel Stainless steel</p>	<p>E22</p>
<p>SJS-V5×L</p>	 <p>L= 30 mm per vetri fino a 24 mm L= 40 mm per vetri fino a 34 mm</p> <p>L= 30 mm for glasses up to 24 mm L= 40 mm for glasses up to 34 mm</p>	<p>Vite M5* Materiale: Acciaio inox *Lunghezza variabile a seconda dello spessore del vetro</p> <p>Screw M5* Material: Stainless steel *Variable length with section glass</p>	<p>E10</p>
<p>SJS-V8×L</p>	 <p>L= 30 mm per vetri fino a 24 mm L= 40 mm per vetri fino a 34 mm</p> <p>L= 30 mm for glasses up to 24 mm L= 40 mm for glasses up to 34 mm</p>	<p>Vite M8* Materiale: Acciaio inox *Lunghezza variabile a seconda dello spessore del vetro</p> <p>Screw M8* Material: Stainless steel *Variable length with section glass</p>	<p>E11 E12 E13 E14 E15 E16 E17 E18</p>
<p>SJS-V10×L</p>	 <p>L= 30 mm per vetri fino a 24 mm L= 40 mm per vetri fino a 34 mm</p> <p>L= 30 mm for glasses up to 24 mm L= 40 mm for glasses up to 34 mm</p>	<p>Vite M10* Materiale: Acciaio inox *Lunghezza variabile a seconda dello spessore del vetro</p> <p>Screw M10* Material: Stainless steel *Variable length with section glass</p>	<p>E19</p>

ARTICOLO article	DISEGNO drawing	DESCRIZIONE description	TAVOLA table
SJS-V16×L	 <p>L= 80 mm L= 60 mm L= 45 mm</p>	<p>Barra filettata M16* Materiale: Acciaio inox *Lunghezza variabile a seconda del tipo di supporto</p> <p>Threaded bar M16* Material: Stainless steel *Variable length with anchorare type</p>	<p>E11 E12 E13 E14 E15 E16 E17 E18 E19 E20 E21</p>
SJS-V17		<p>Dado ribassato M16 Materiale: Acciaio inox</p> <p>Short nut M16 Material: Stainless steel</p>	<p>E11 E12 E13 E14 E15 E16 E17 E18 E19 E20 E21</p>
SJS-V18		<p>Rondella Ø16 Materiale: Acciaio inox</p> <p>Washer Ø16 Material: Stainless steel</p>	<p>E11 E12 E13 E14 E15 E16 E17 E18 E21</p>
SJS-V19		<p>Rondella maggiorata Ø16 Materiale: Acciaio inox</p> <p>Increased washer Ø16 Material: Stainless steel</p>	<p>E19 E20</p>

ARTICOLO article	DISEGNO drawing	DESCRIZIONE description	TAVOLA table
SJS-V20		<p>Dado cieco M16 Materiale: Acciaio inox</p> <p>Cup nut M16 Material: Stainless steel</p>	<p>E11 E12 E13 E14 E15 E16 E17 E18</p>
SJS-V21		<p>Vite M6 Materiale: Acciaio inox</p> <p>Screw M6 Material: Stainless steel</p>	<p>E21</p>
SJS-V22		<p>Dado M6 Materiale: Acciaio inox</p> <p>Nut M6 Material: Stainless steel</p>	<p>E21</p>
SJS-V23		<p>Rondella Ø6 Materiale: Acciaio inox</p> <p>Washer Ø6 Material: Stainless steel</p>	<p>E21</p>

ARTICOLO article	DISEGNO drawing	DESCRIZIONE description	TAVOLA table
SJS-V24		<p>Vite M10 per tensostruttura Materiale: Acciaio inox</p> <p>Screw M10 for tensile-structure Material: Stainless steel</p>	E22
SJS-Z1		<p>Grasso P.T.F.E.* flacone da 100 ml</p> <p>*Utilizzare sempre sulla superficie di contatto tra supporto o pressore e calotta sferica</p> <p>P.T.F.E. fat* 100 ml bottle</p> <p>*Use always on contact surface between support or pressure and spherical cap</p>	
SJS-Z2		<p>Chiave dinamometrica*</p> <p>*Utilizzare sempre per serrare le viti dei pressori con una coppia di 12 Nxm</p> <p>Dynamometric spanner*</p> <p>*Use always to tighten the pressure screws with 12 Nxm torque</p>	

Esempi
Samples

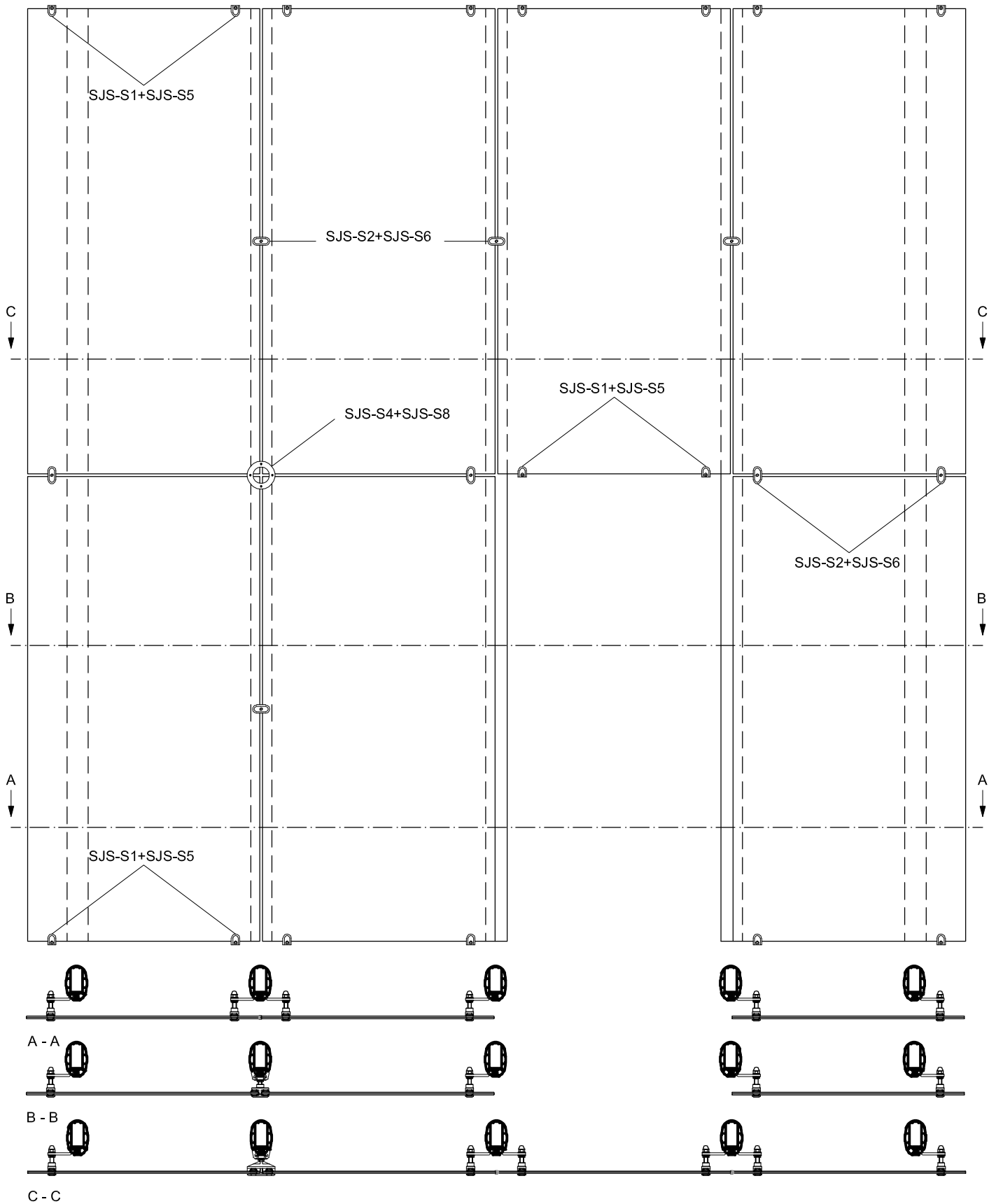
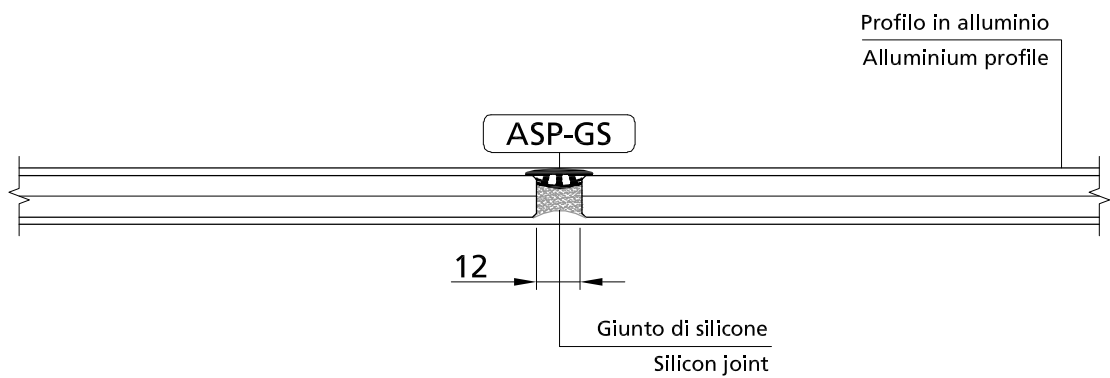
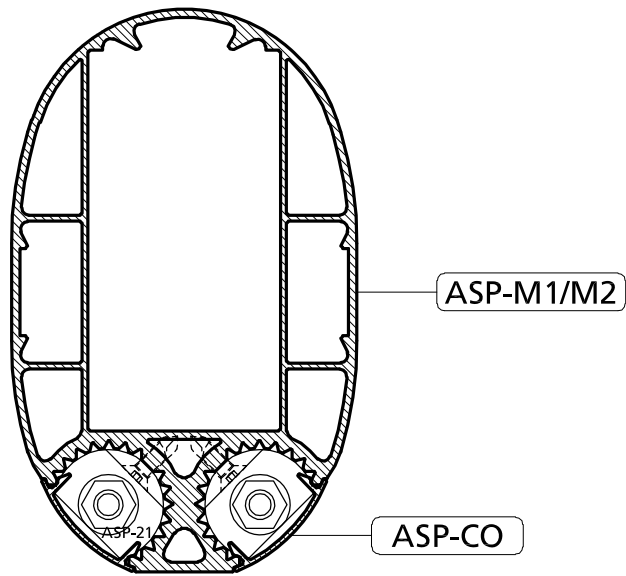
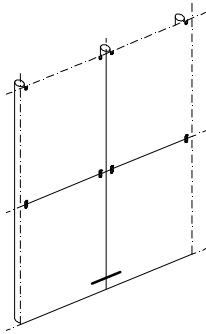


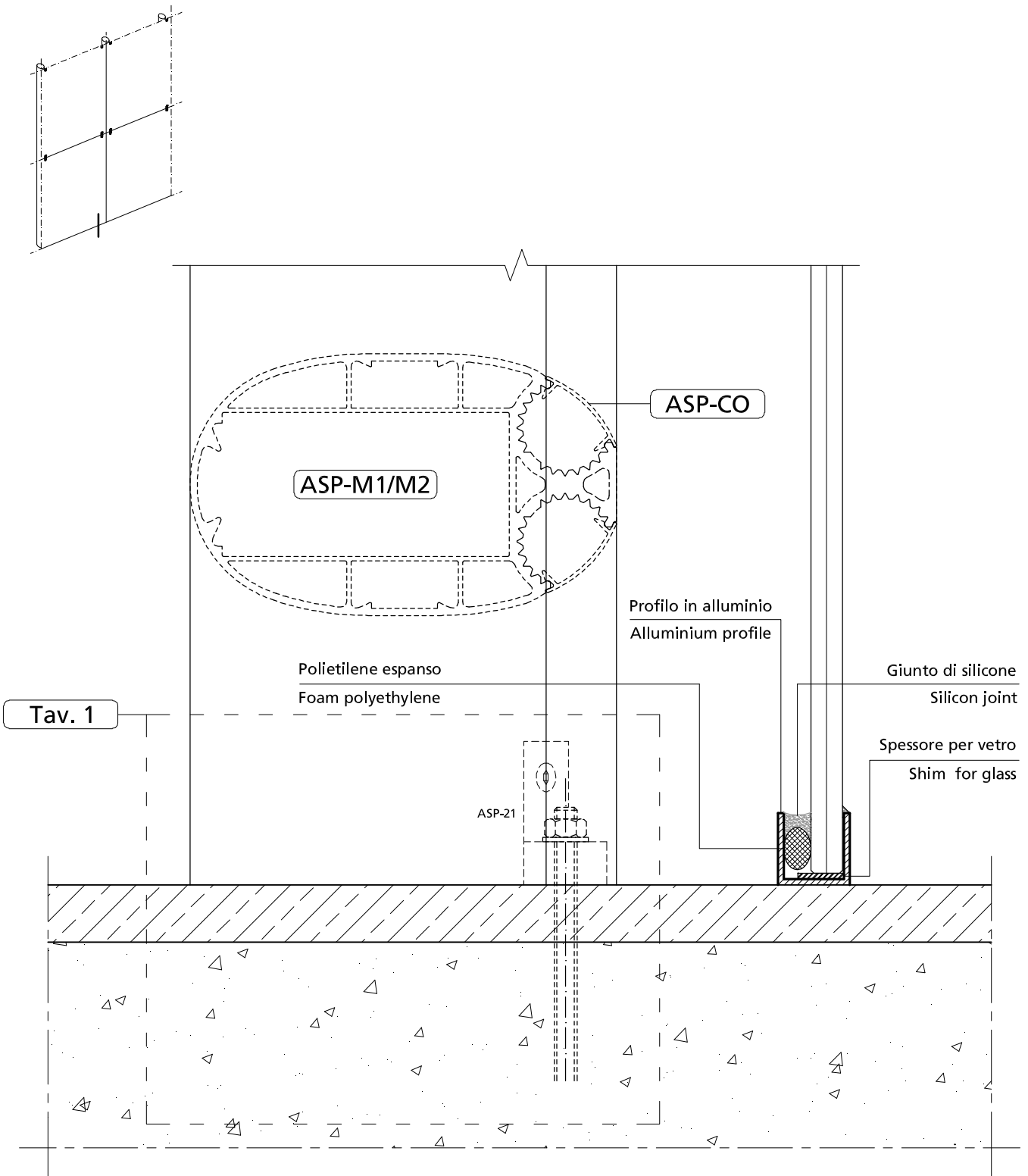
Tavola A1- utilizzo dei supporti
Table A1- using supports

Sezioni
Sections



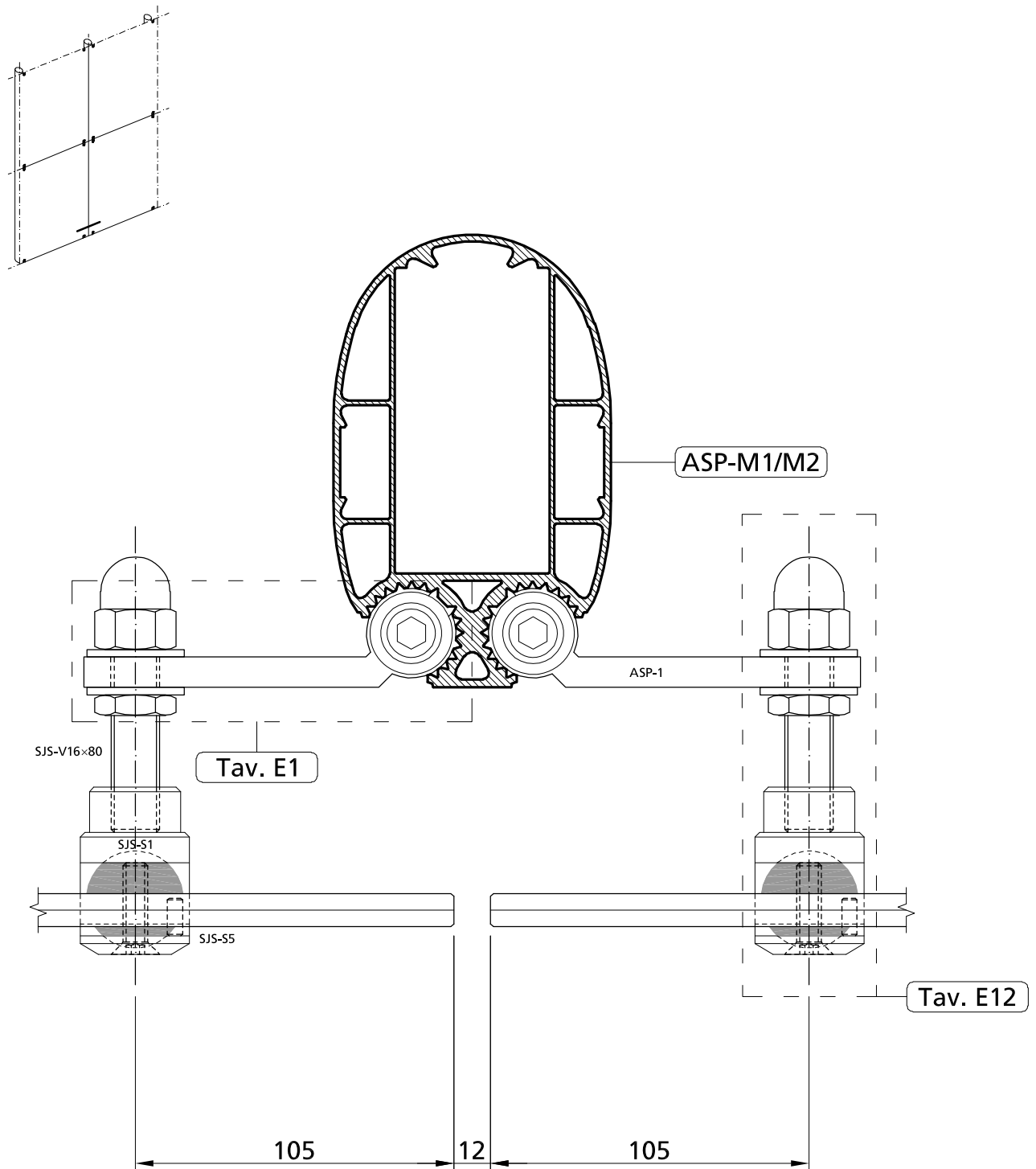
SJS-ASP system	Scala / Scale 1:2	Lavorazioni / Working --
----------------	-------------------	--------------------------

Tavola S1 - montante_fissaggio a terra
Table S1 - upright_ground fixing



SJS-ASP system	Scala / Scale 1:2	Lavorazioni / Working --
----------------	-------------------	--------------------------

Tavola S2 - montante_fissaggio a terra
Table S2 - upright_ground fixing

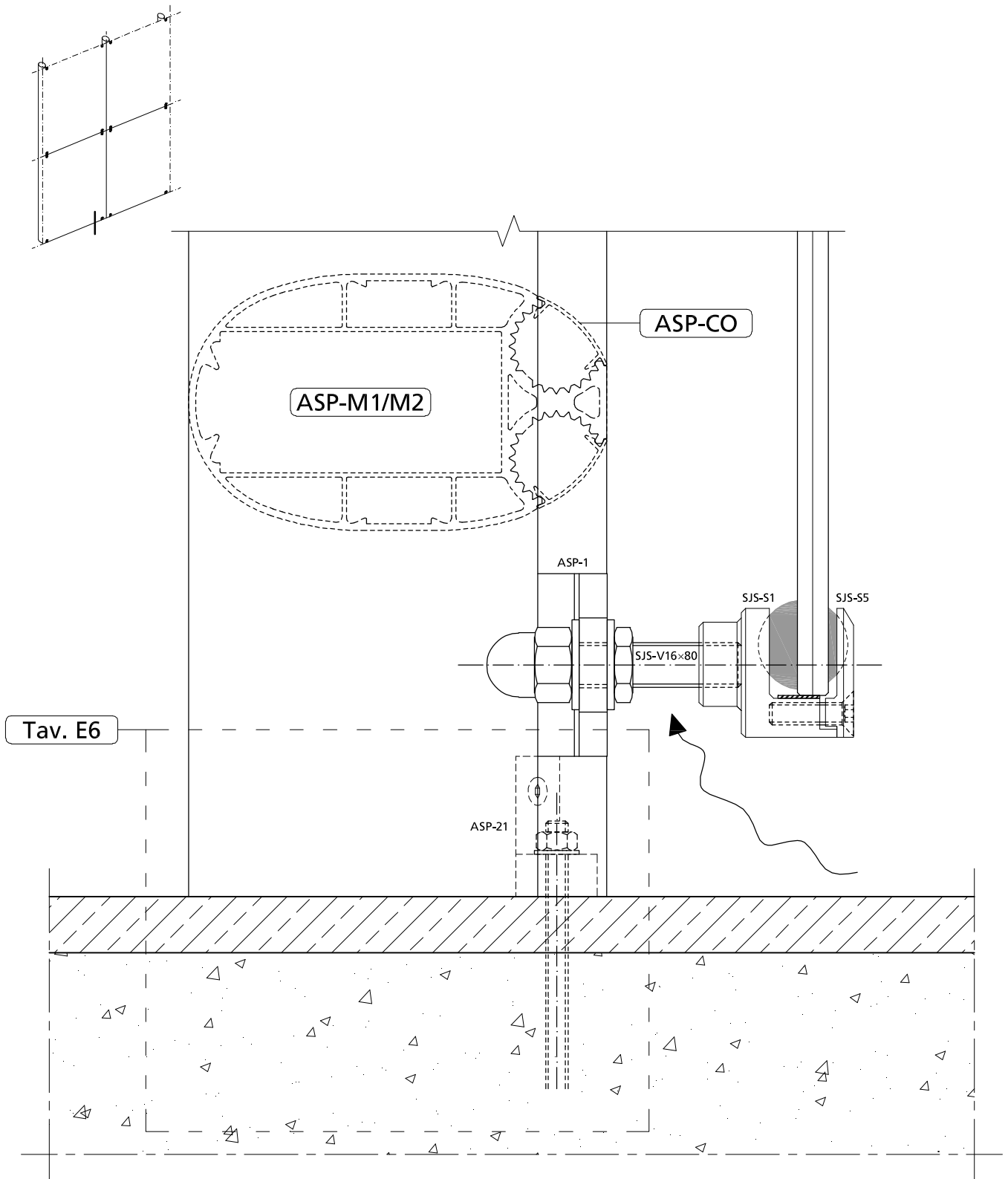


SJS-ASP system

Scala / Scale 1:2

Lavorazioni / Working --

Tavola S3 - montante_angolo piano con supporti due vie per facciata ventilata
Table S3 - upright_planar angle with two ways supports for airy façade



SJS-ASP system	Scala / Scale 1:2	Lavorazioni / Working --
----------------	-------------------	--------------------------

Tavola S4 - facciata ventilata_attacco a terra
Table S4 - airy façade_ground fixing

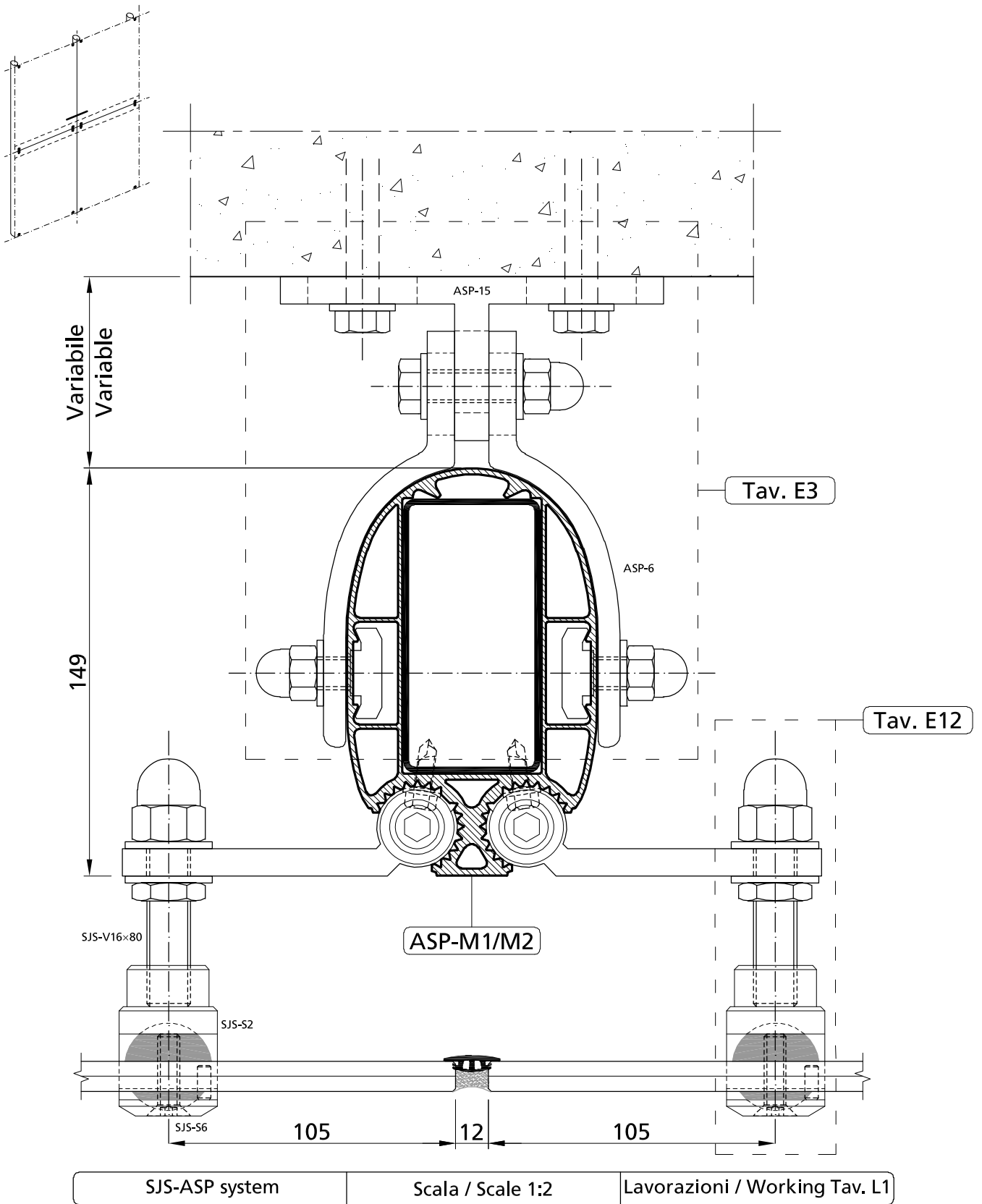
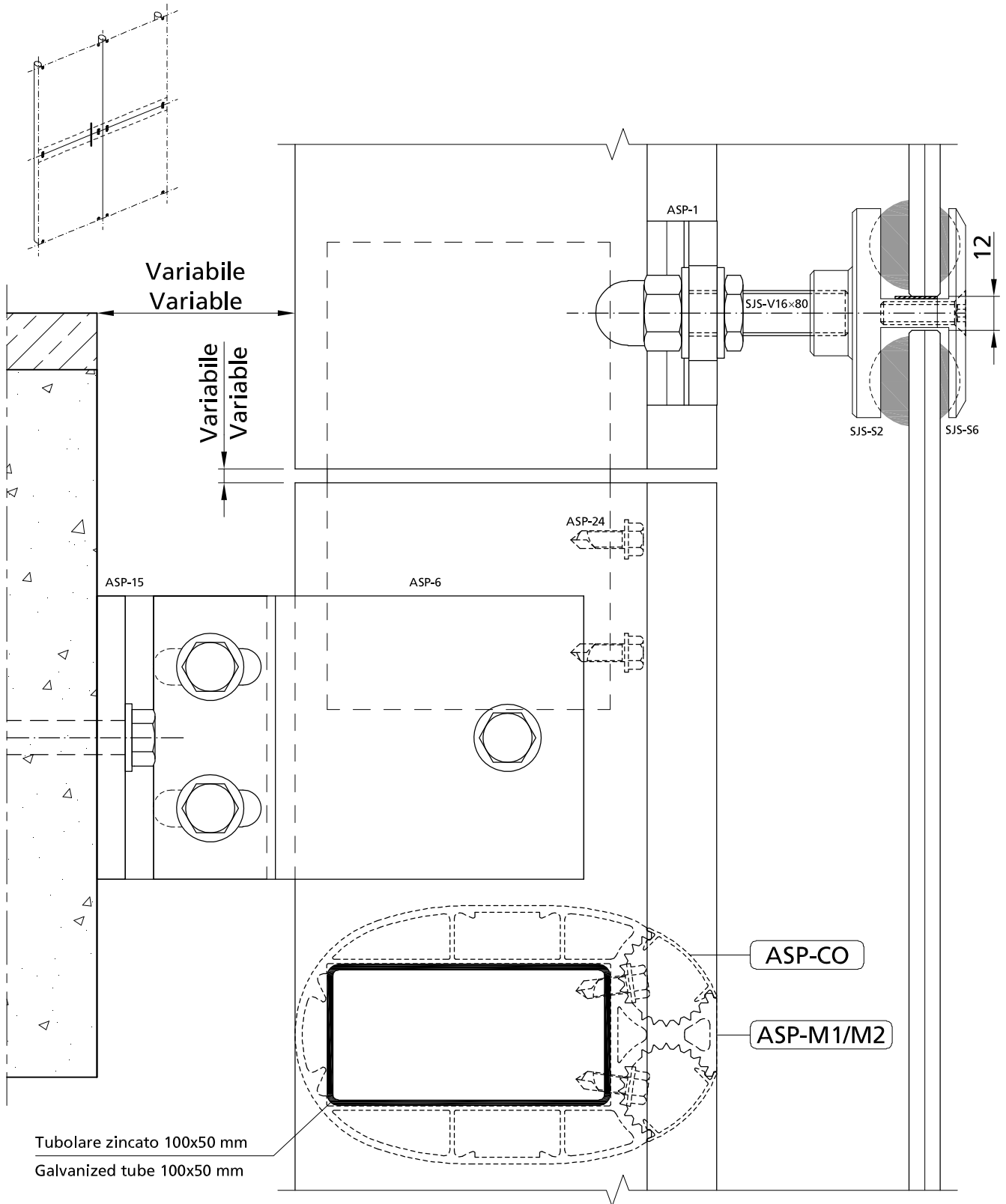
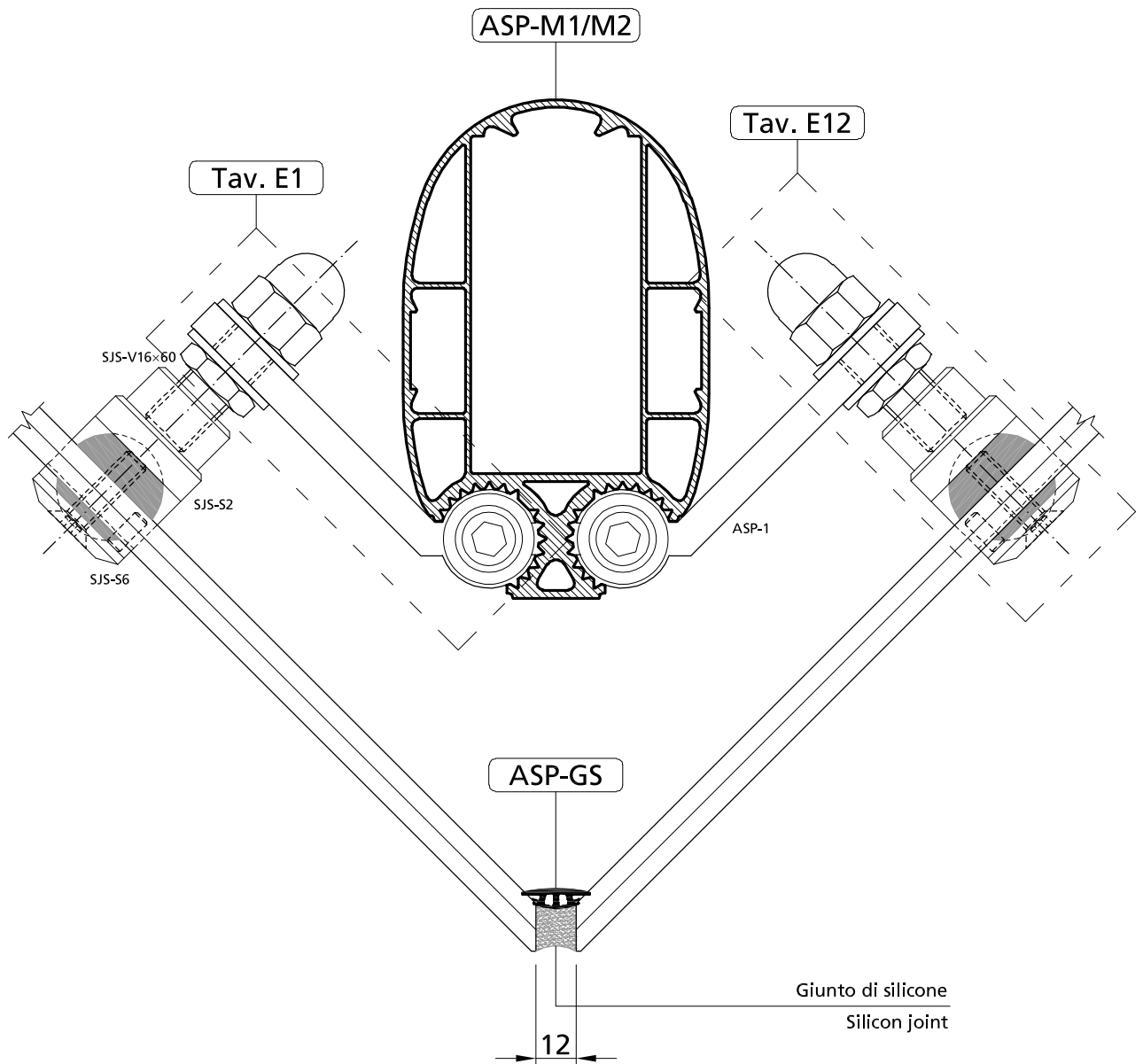
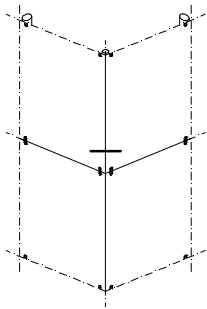


Tavola S5 - montante_attacco al solaio
Table S5 - upright_floor fixing



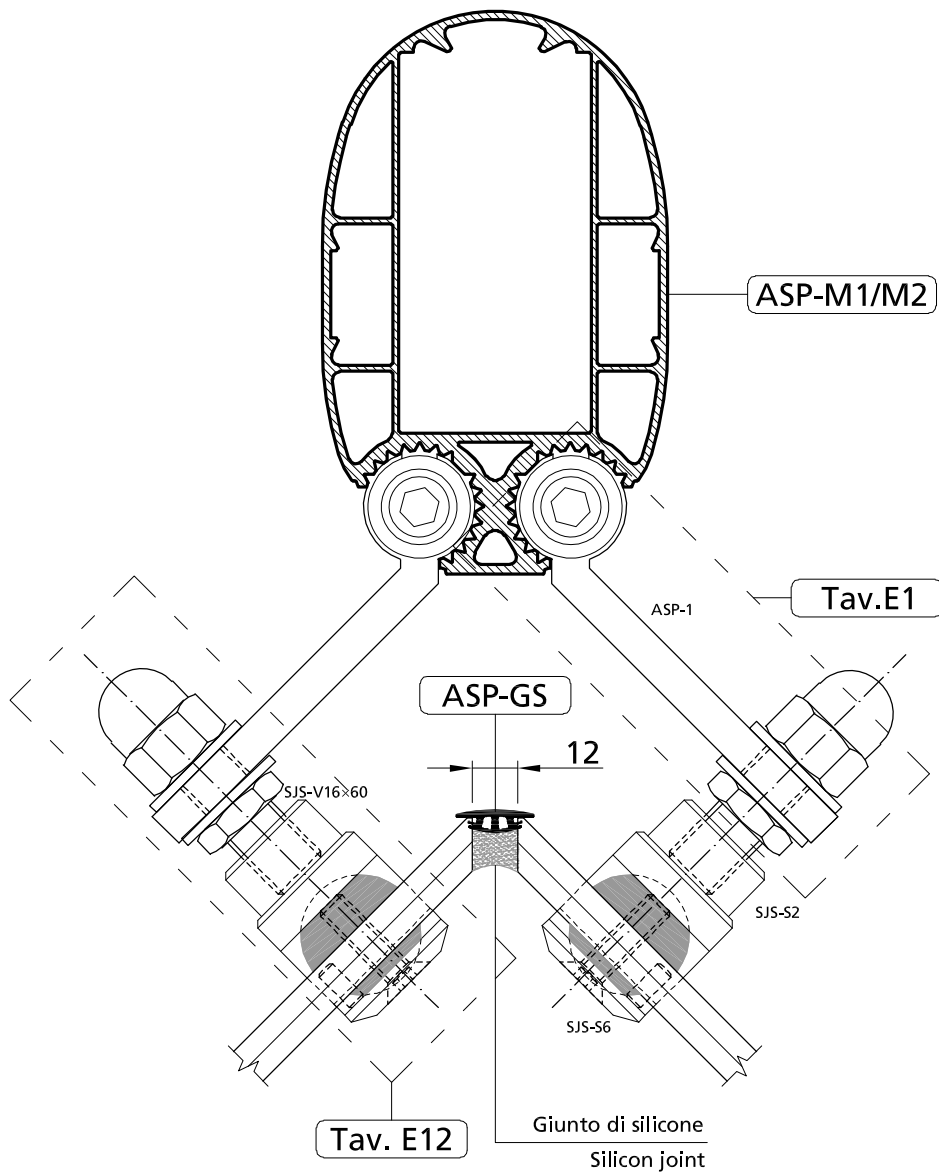
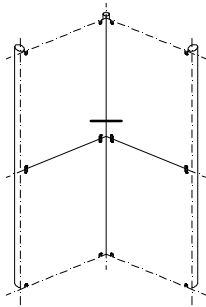
SJS-ASP system	Scala / Scale 1:2	Lavorazioni / Working Tav. L1
----------------	-------------------	-------------------------------

Tavola S6 - montante_attacco al solaio
Table S6 - upright_floor fixing



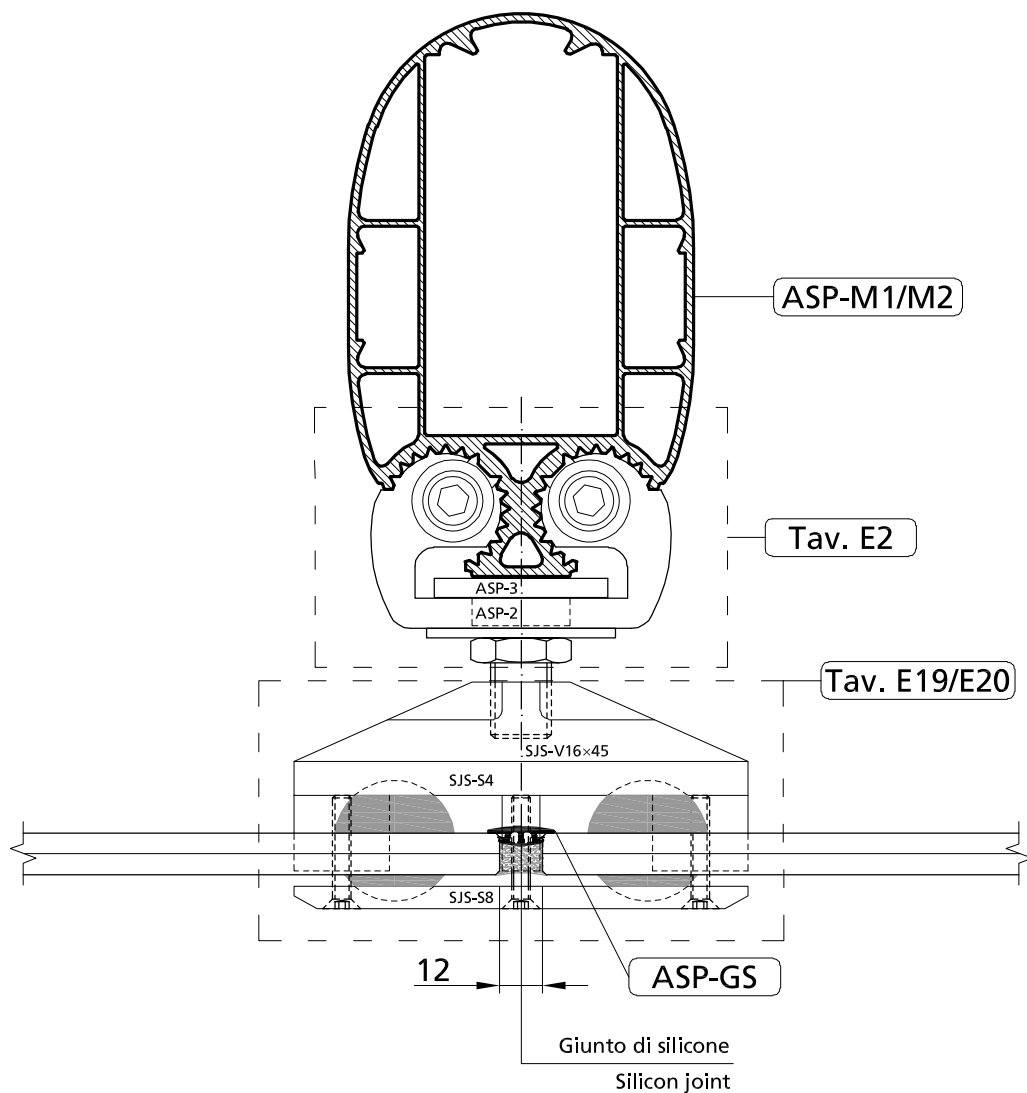
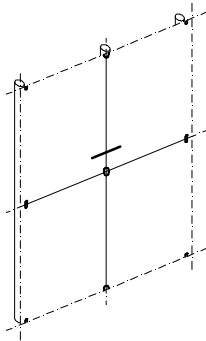
SJS-ASP system	Scala / Scale 1:2	Lavorazioni / Working --
----------------	-------------------	--------------------------

Tavola S7 - montanteangolo esterno 90°_vetro stratificato
Table S7 - upright_external angle 90°_laminated glass



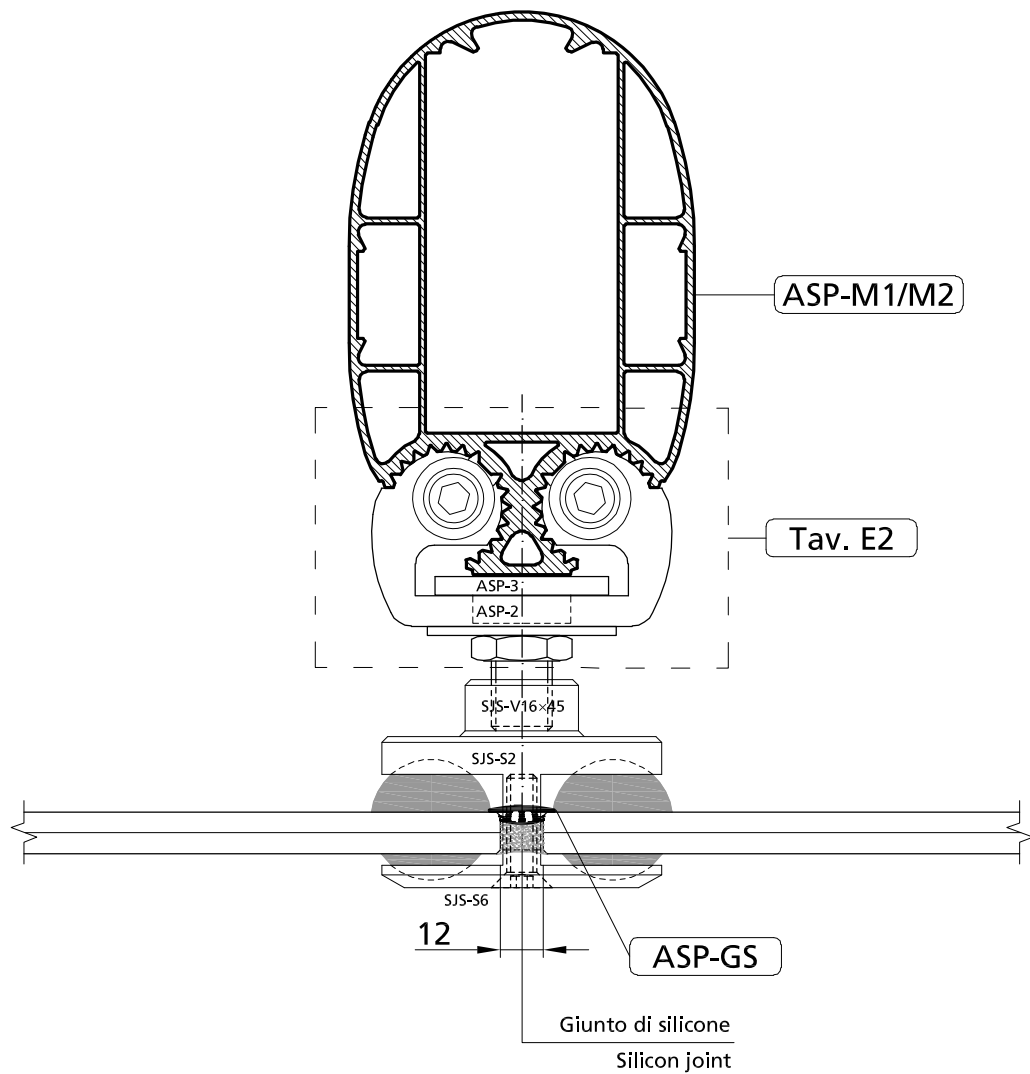
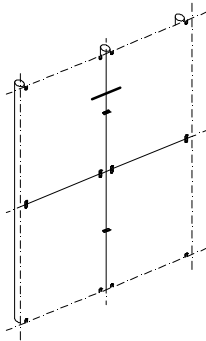
SJS-ASP system	Scala / Scale 1:2	Lavorazioni / Working --
----------------	-------------------	--------------------------

Tavola S8 - montanteangolo interno 90°_vetro stratificato
Table S8 - upright_internal angle 90°_laminated glass



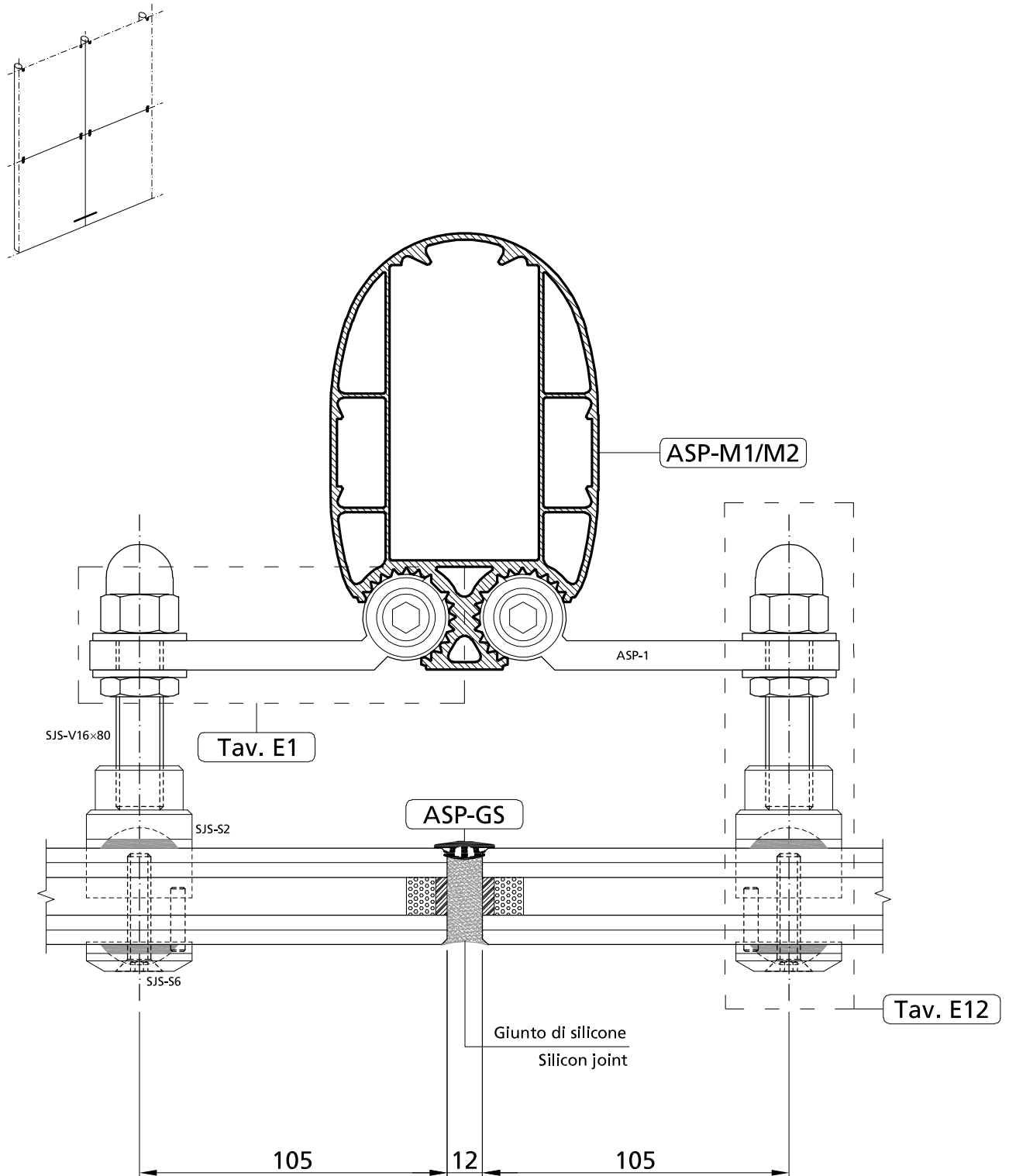
SJS-ASP system	Scala / Scale 1:2	Lavorazioni / Working --
----------------	-------------------	--------------------------

Tavola S9 - montanteangolo piano con supporto quattro vie_vetro stratificato
Table S9 - upright_planar angle with four ways support_laminated glass



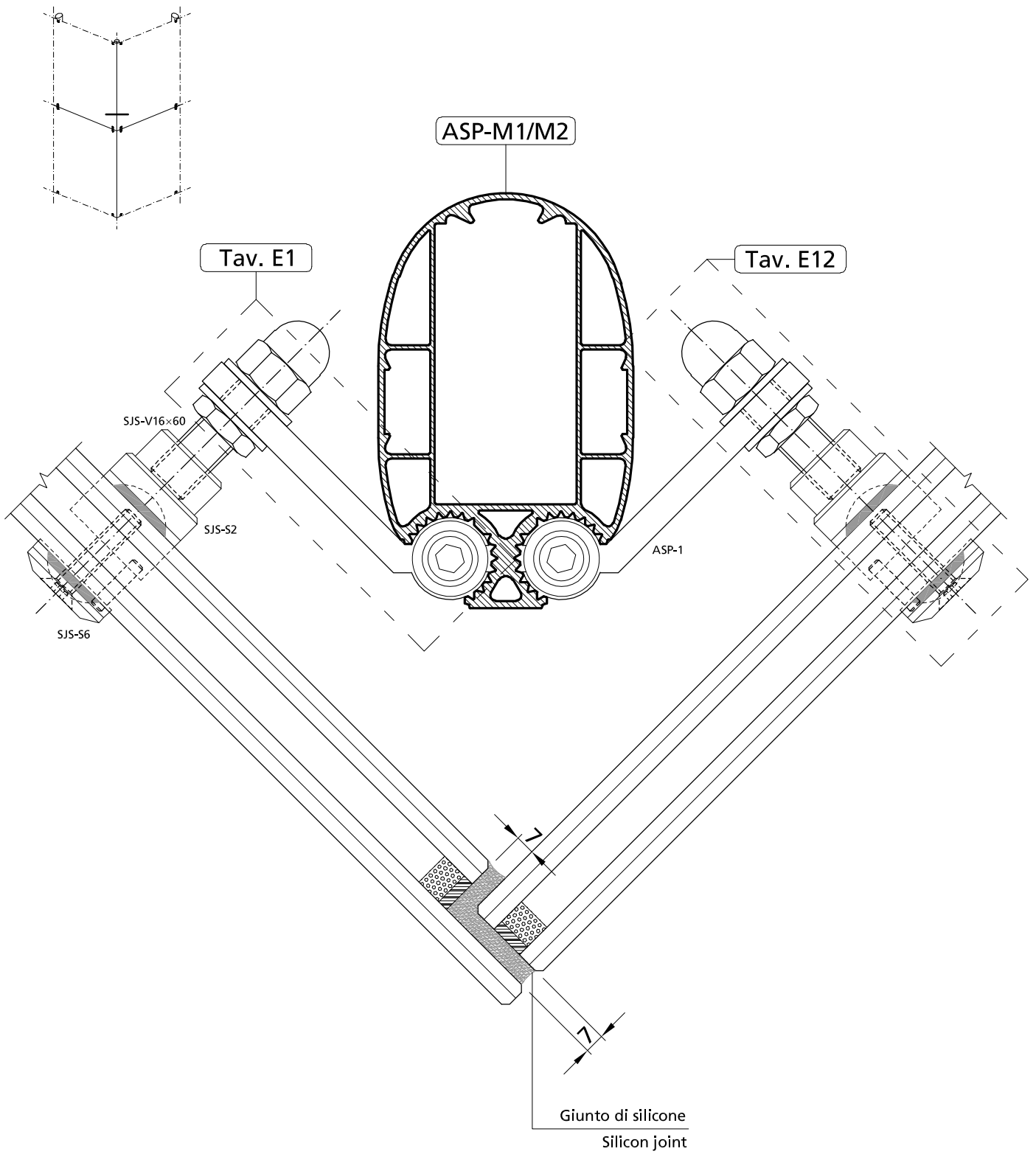
SJS-ASP system	Scala / Scale 1:2	Lavorazioni / Working --
----------------	-------------------	--------------------------

Tavola S10 - montante con supporto intermedio_vetro stratificato
Table S10 - upright with middle support_laminated glass



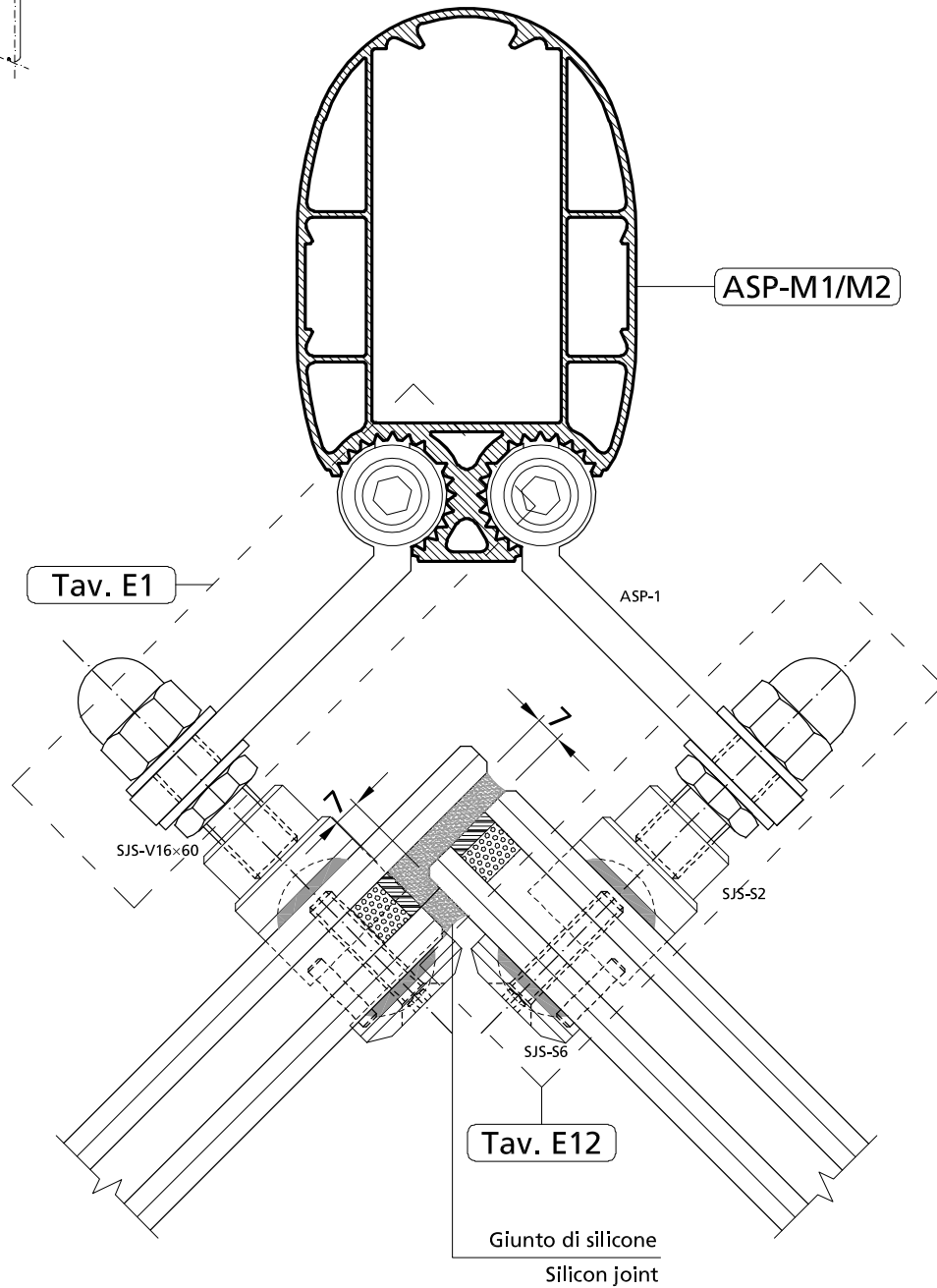
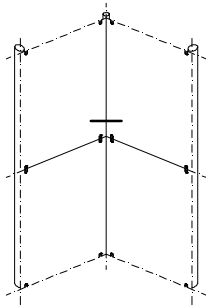
SJS-ASP system	Scala / Scale 1:2	Lavorazioni / Working --
----------------	-------------------	--------------------------

Tavola S11 - montanteangolo piano con supporti due vie_vetro camera
Table S11 - upright_planar angle with two ways supports_double glazing



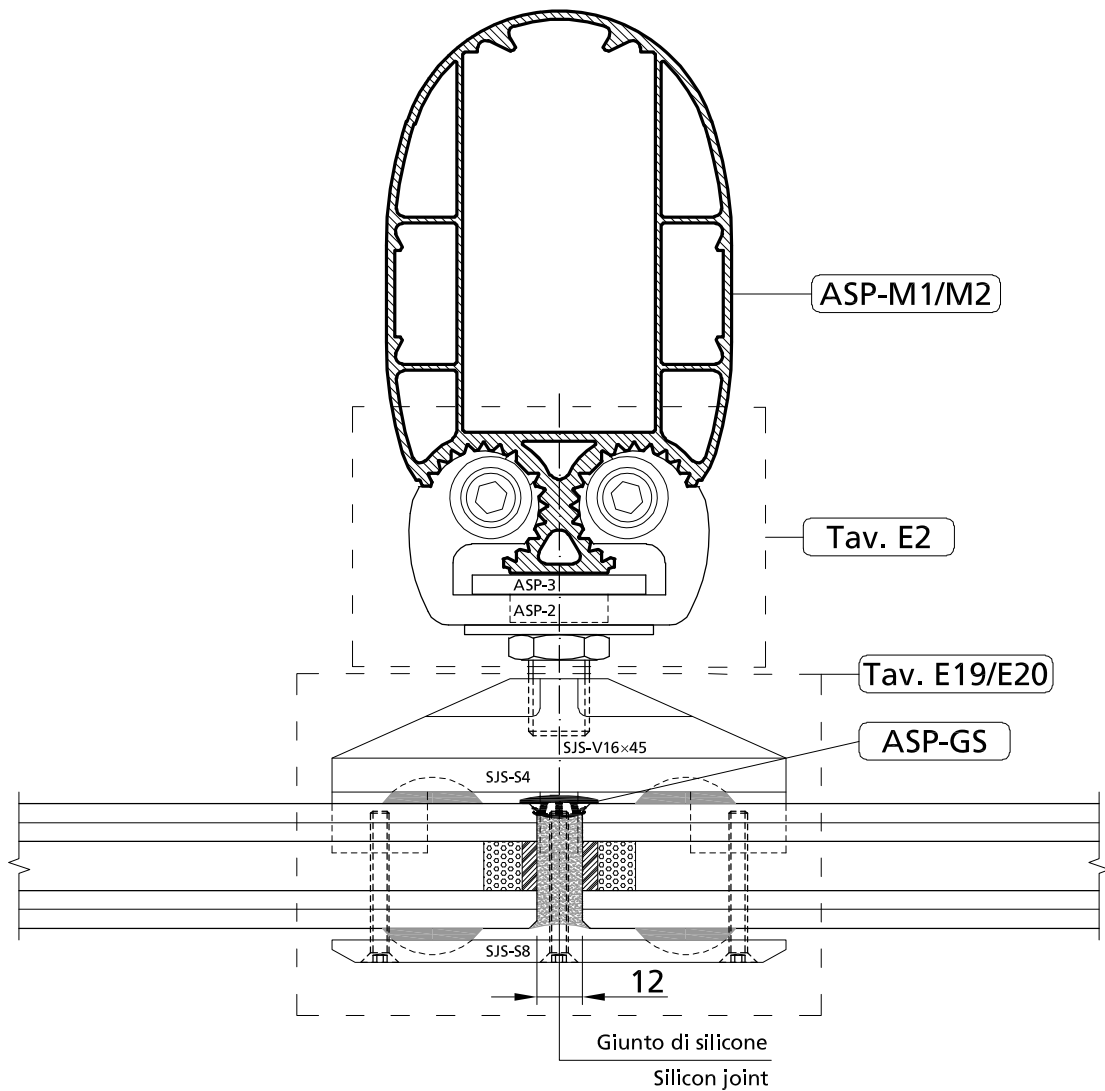
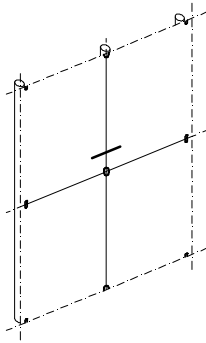
SJS-ASP system	Scala / Scale 1:2	Lavorazioni / Working --
----------------	-------------------	--------------------------

Tavola S12 - montante_angolo esterno 90°_vetro camera
 Table S12 - upright_external angle 90°_double glazing



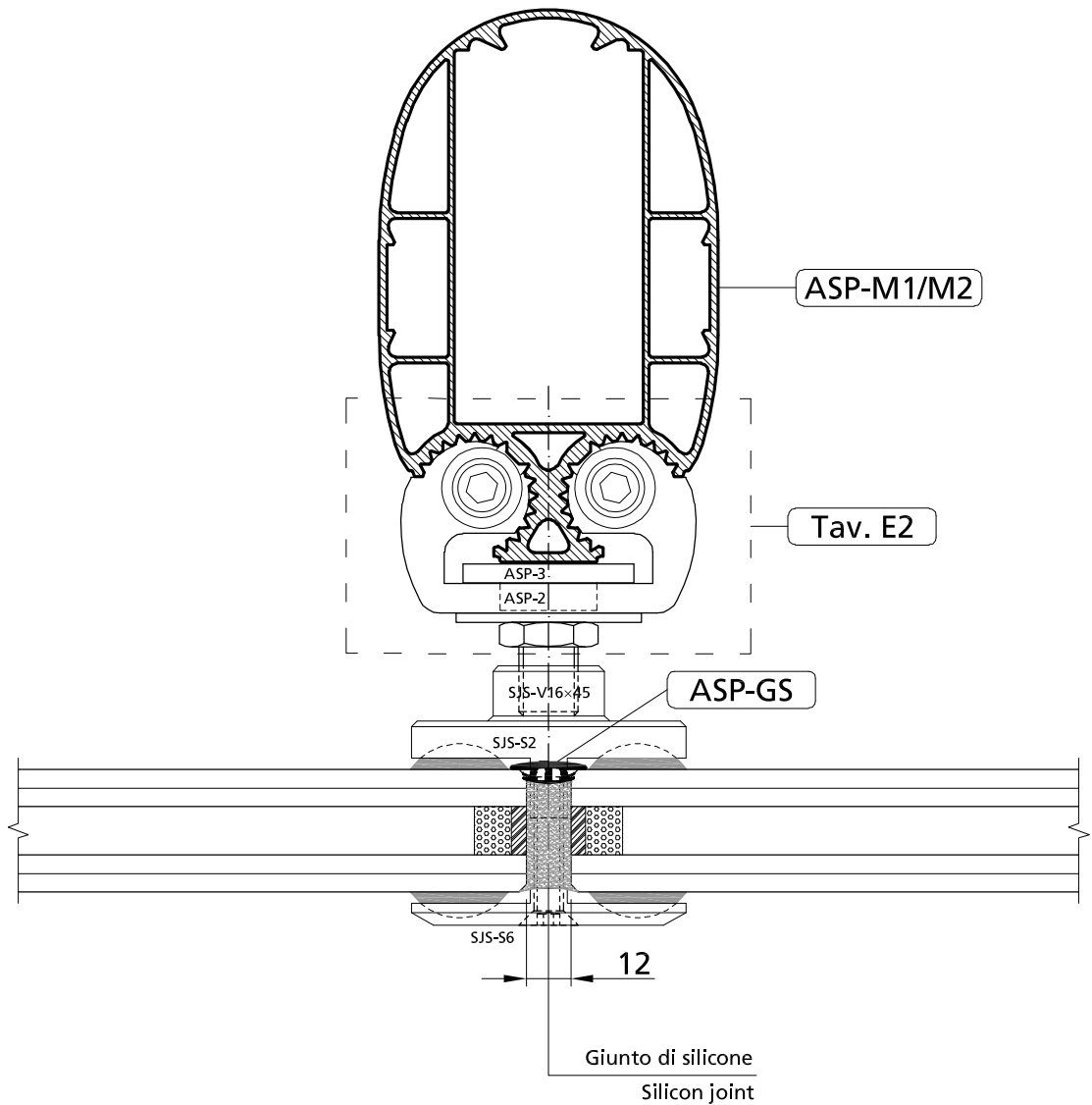
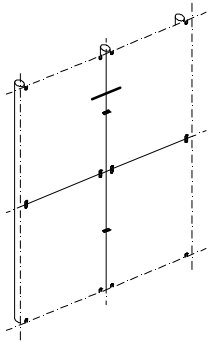
SJS-ASP system	Scala / Scale 1:2	Lavorazioni / Working --
----------------	-------------------	--------------------------

Tavola S13 - montanteangolo interno 90°_vetro camera
Table S13 - upright_internal angle 90°_double glazing



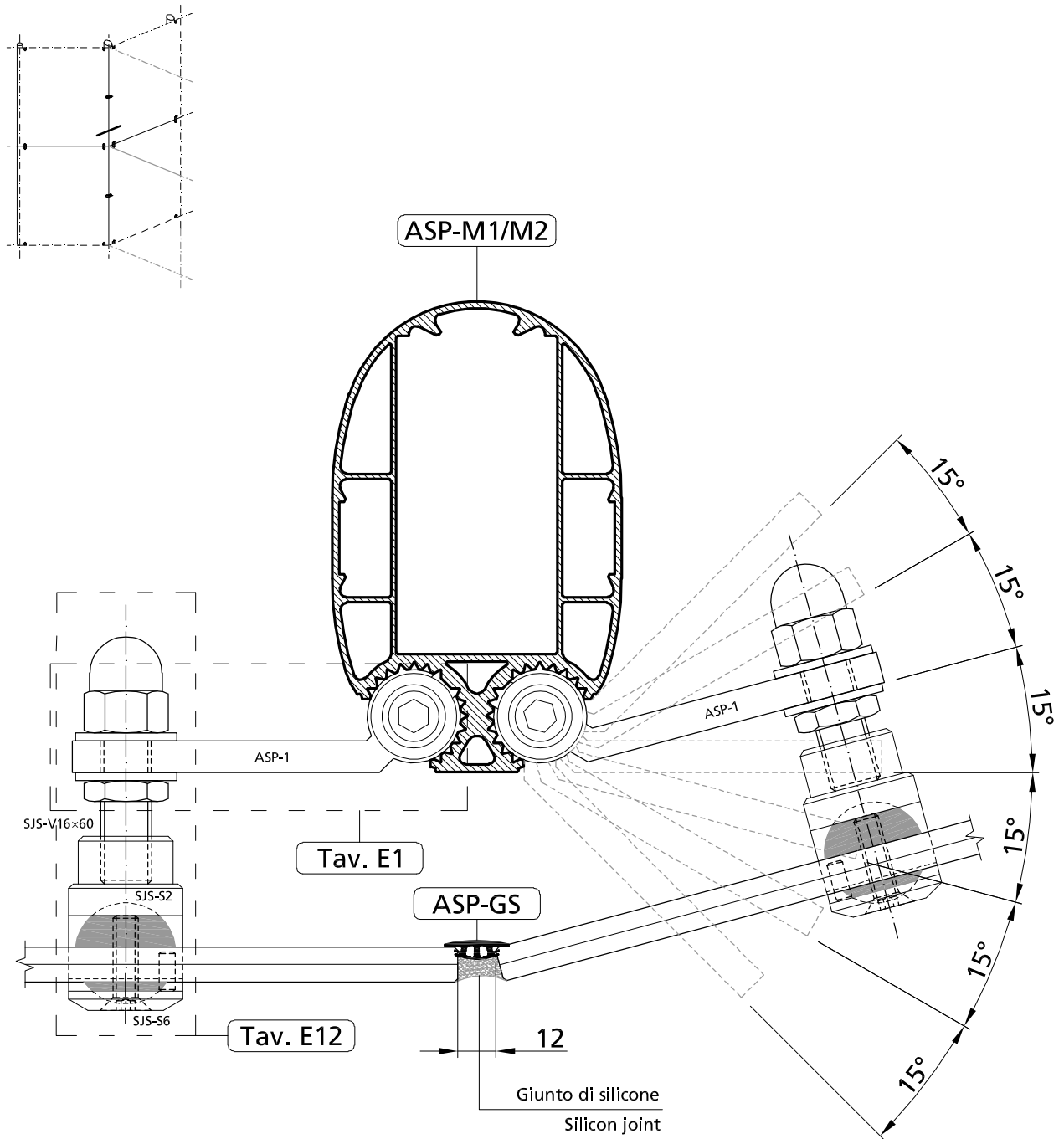
SJS-ASP system	Scala / Scale 1:2	Lavorazioni / Working --
----------------	-------------------	--------------------------

Tavola S14 - montanteangolo piano con supporto quattro vie_vetro camera
Table S14 - upright_planar angle with four ways support_double glazing



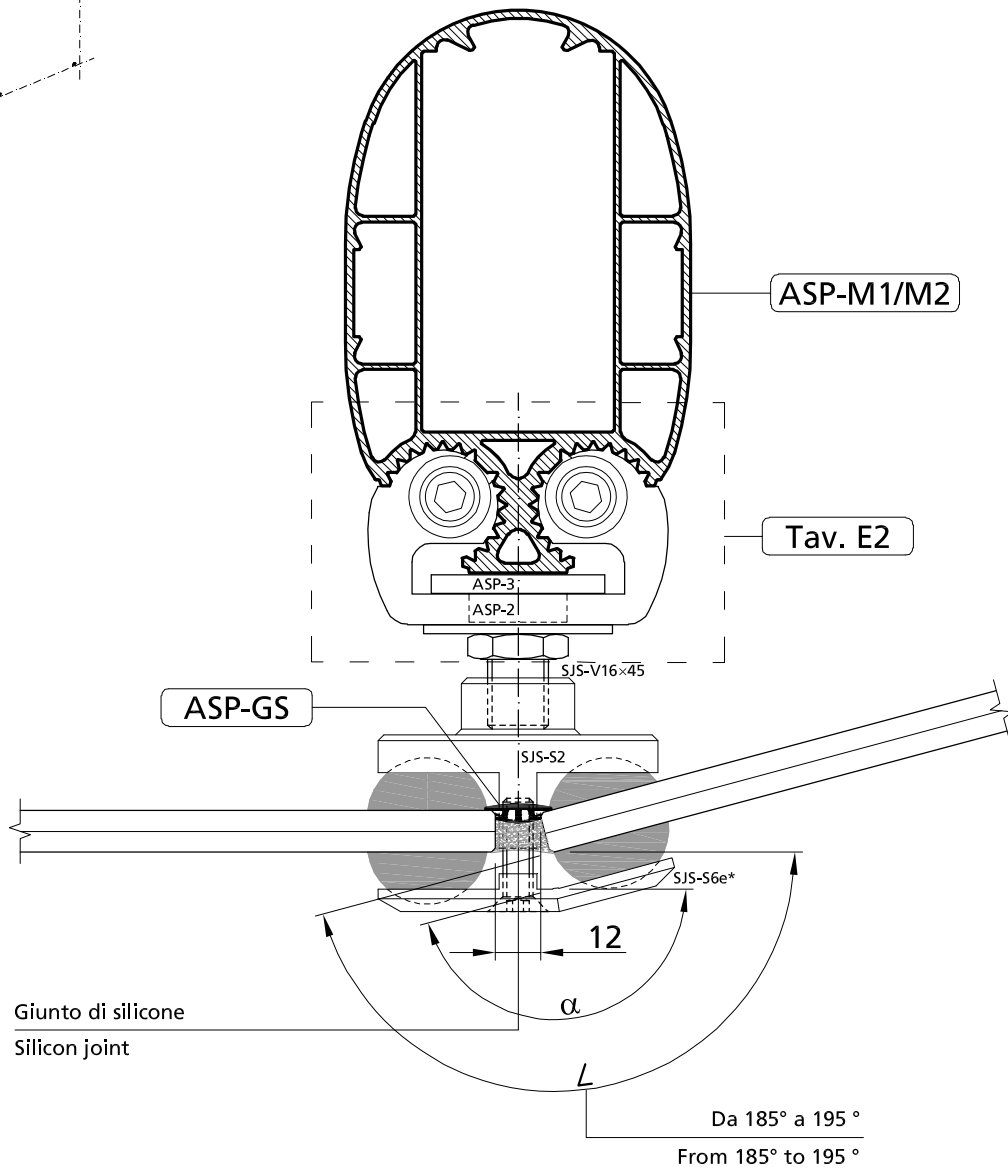
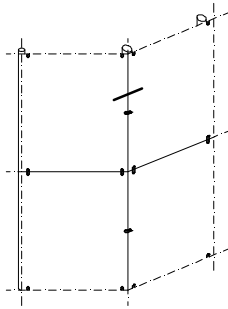
SJS-ASP system	Scala / Scale 1:2	Lavorazioni / Working --
----------------	-------------------	--------------------------

Tavola S15 - montante con supporto intermedio_vetro camera
Table S15 - upright with middle support_double glazing



SJS-ASP system	Scala / Scale 1:2	Lavorazioni / Working --
----------------	-------------------	--------------------------

Tavola S16 - montante con supporti due vie_ variazione angolare su un lato
 Table S16 - upright with two ways supports_angular variation on one side

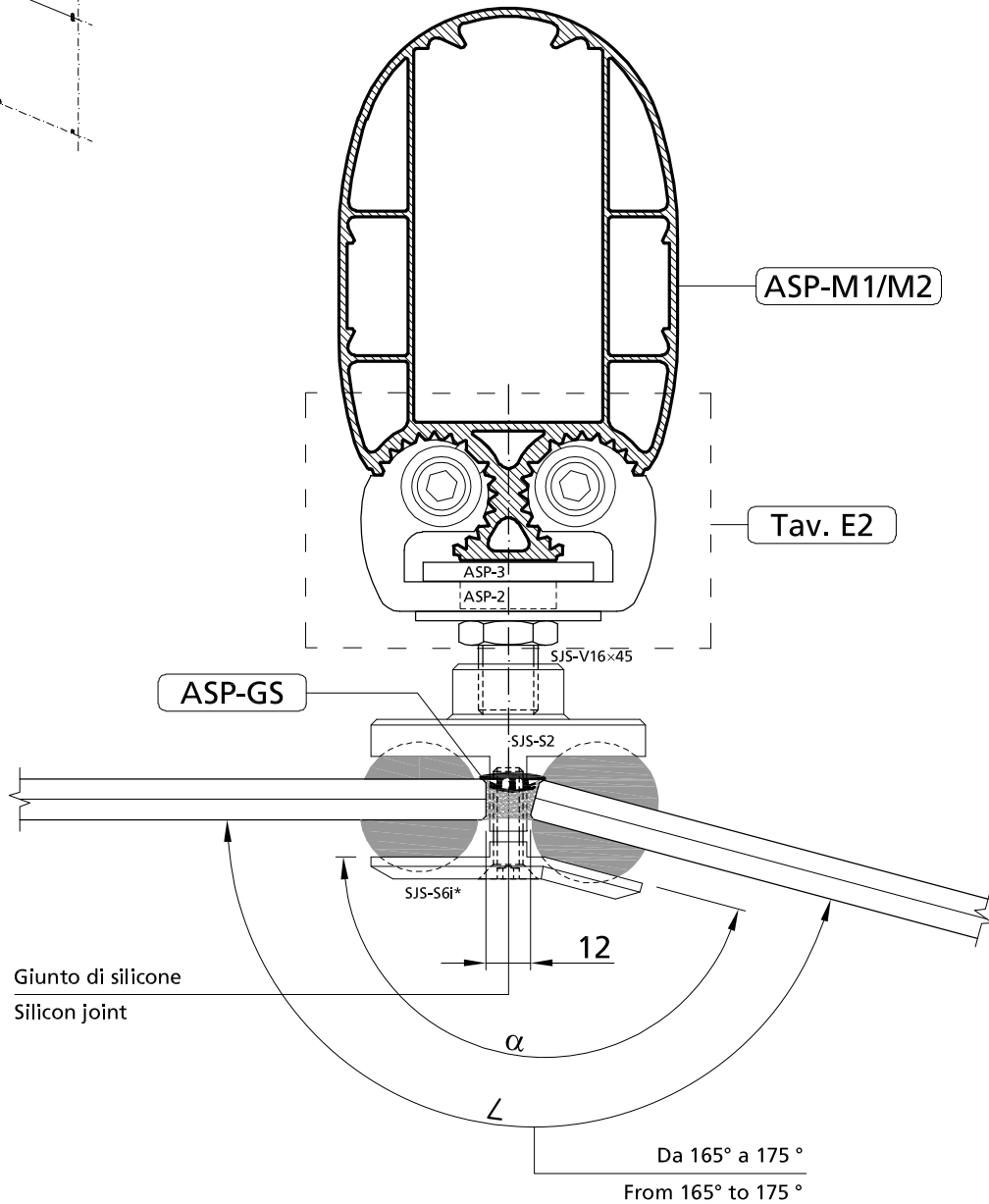
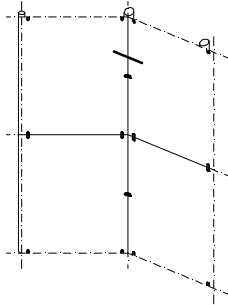


SJS-ASP system

Scala / Scale 1:2

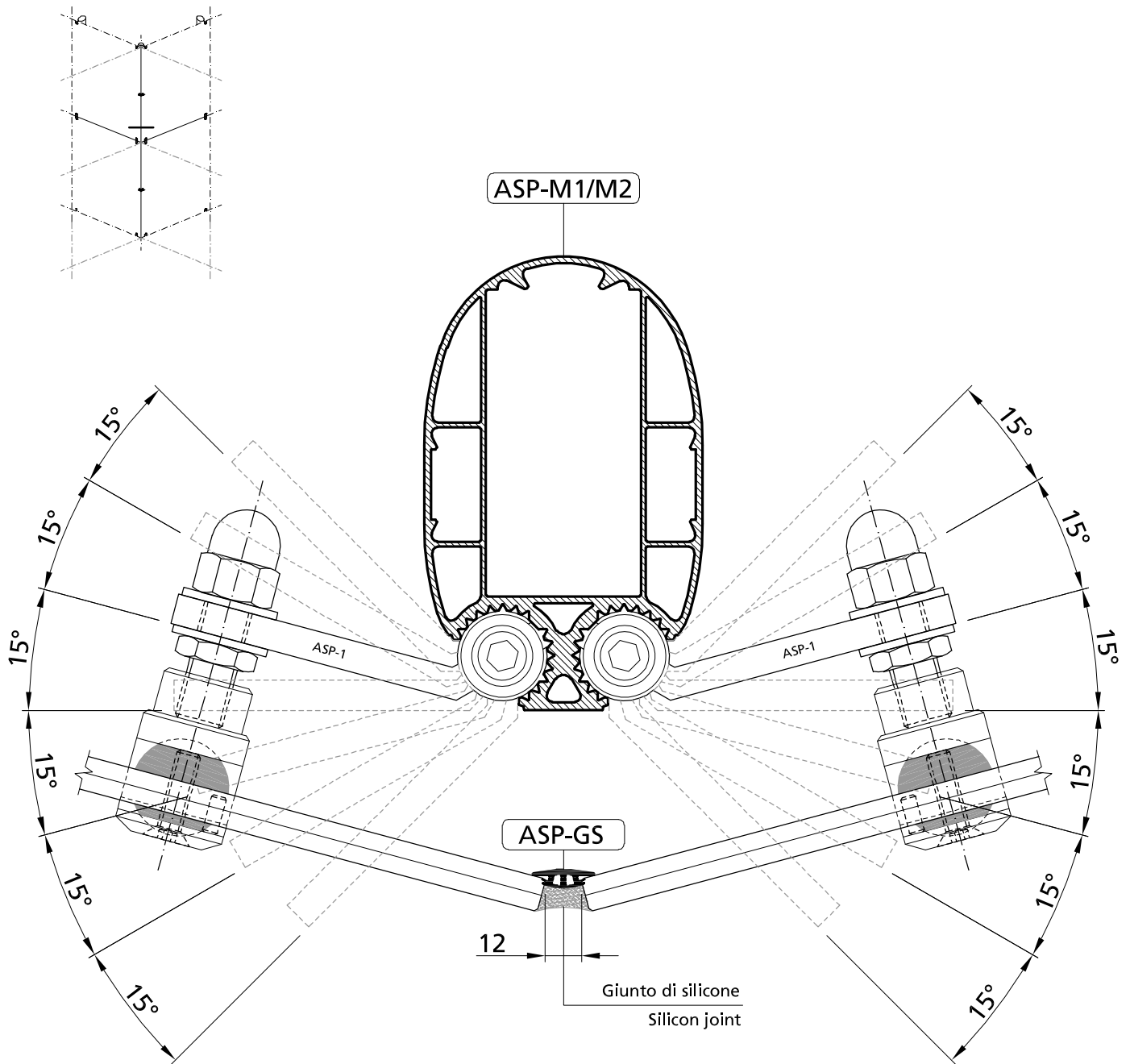
Lavorazioni / Working --

Tavola S17 - montante_supporto intermedio con angolo esterno variabile su un lato
Table S17 - upright_middle support with variable external angle on one side



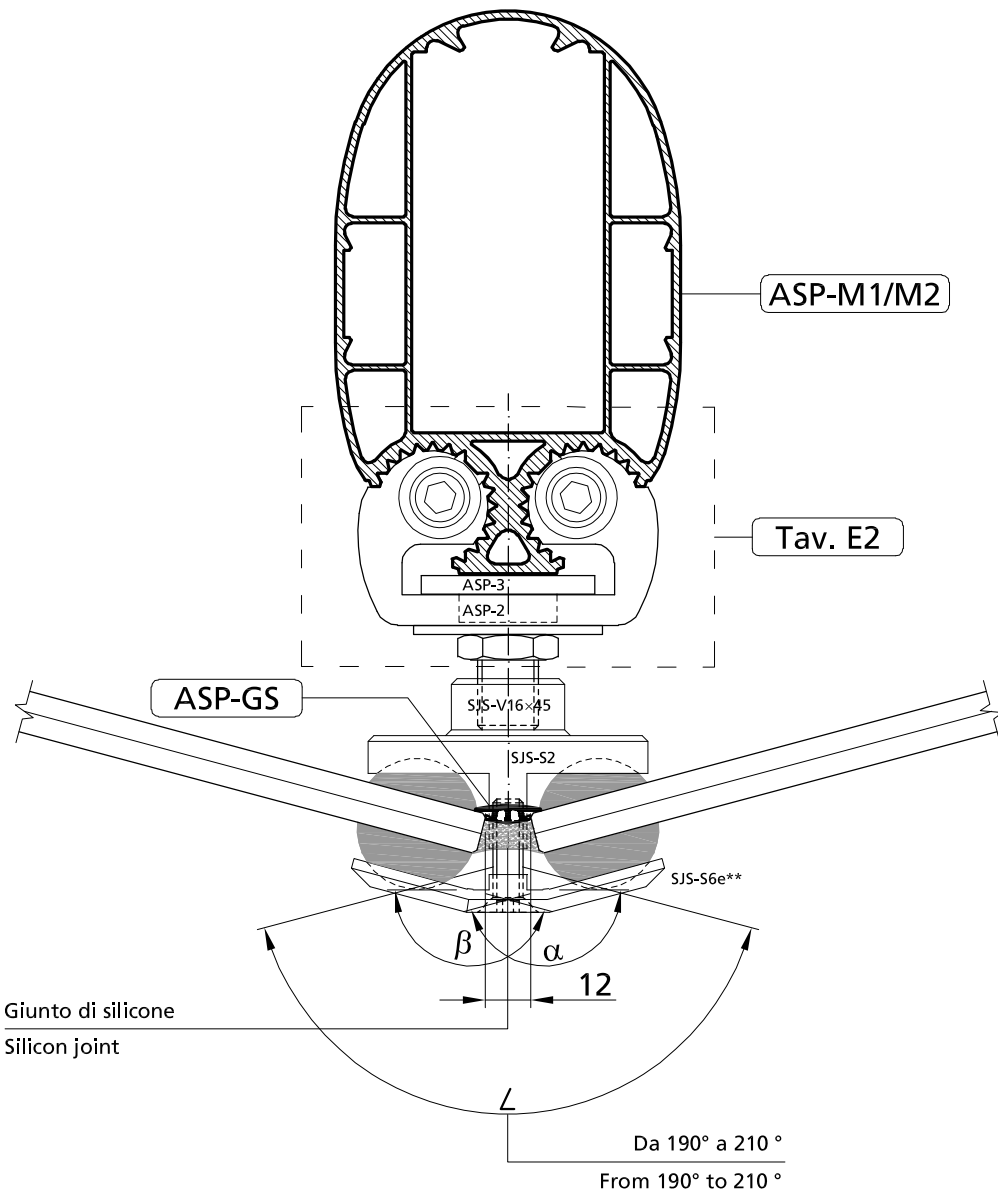
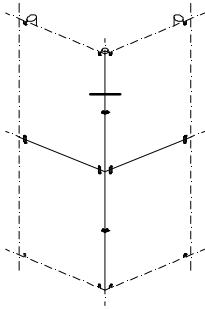
SJS-ASP system	Scala / Scale 1:2	Lavorazioni / Working --
----------------	-------------------	--------------------------

Tavola S18 - montante_supporto intermedio con angolo interno variabile su un lato
Table S18 - upright_middle support with variable internal angle on one side



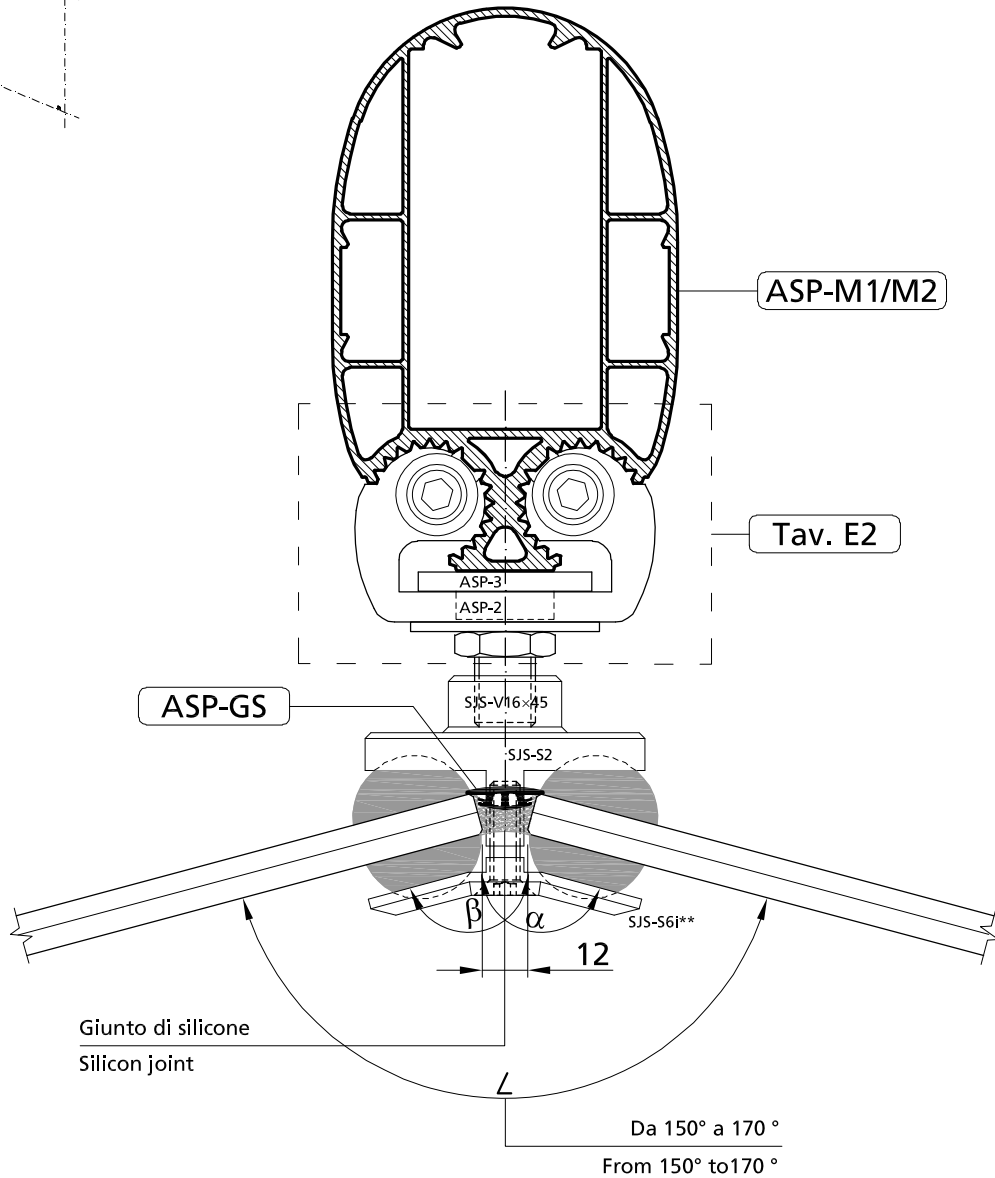
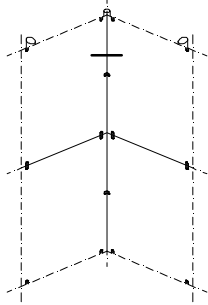
SJS-ASP system	Scala / Scale 1:2	Lavorazioni / Working --
----------------	-------------------	--------------------------

Tavola S19 - montante con supporti due vie_ variazione angolare su due lati
 Table S19 - upright with two ways supports_angular variation on two sides



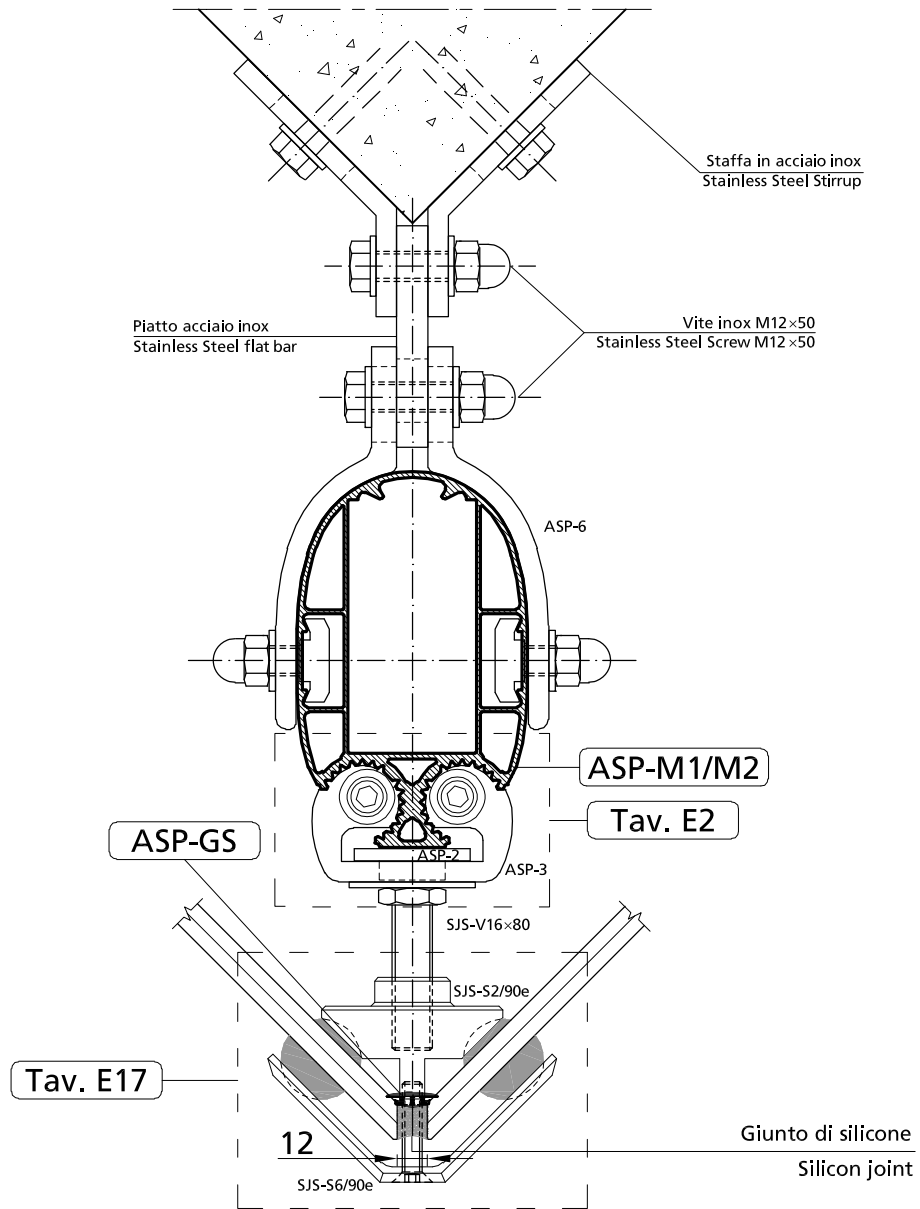
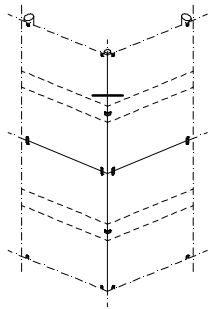
SJS-ASP system	Scala / Scale 1:2	Lavorazioni / Working --
----------------	-------------------	--------------------------

Tavola S20 - montante_supporto intermedio con angolo esterno variabile su due lati
Table S20 - upright_middle support with variable external angle on two sides



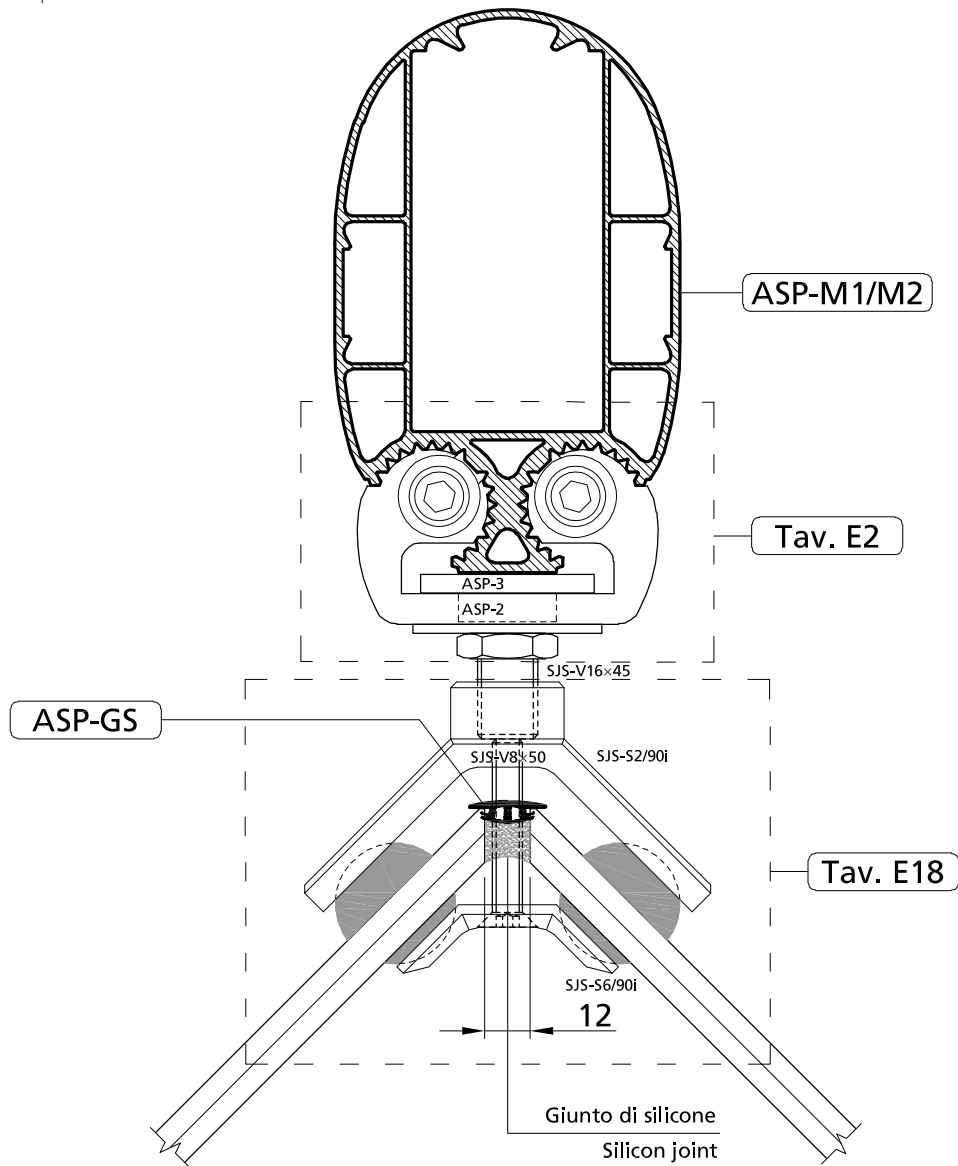
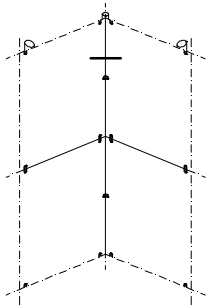
SJS-ASP system	Scala / Scale 1:2	Lavorazioni / Working --
----------------	-------------------	--------------------------

Tavola S21 - montante_supporto intermedio con angolo interno variabile su due lati
Table S21 - upright_middle support with variable internal angle on two sides



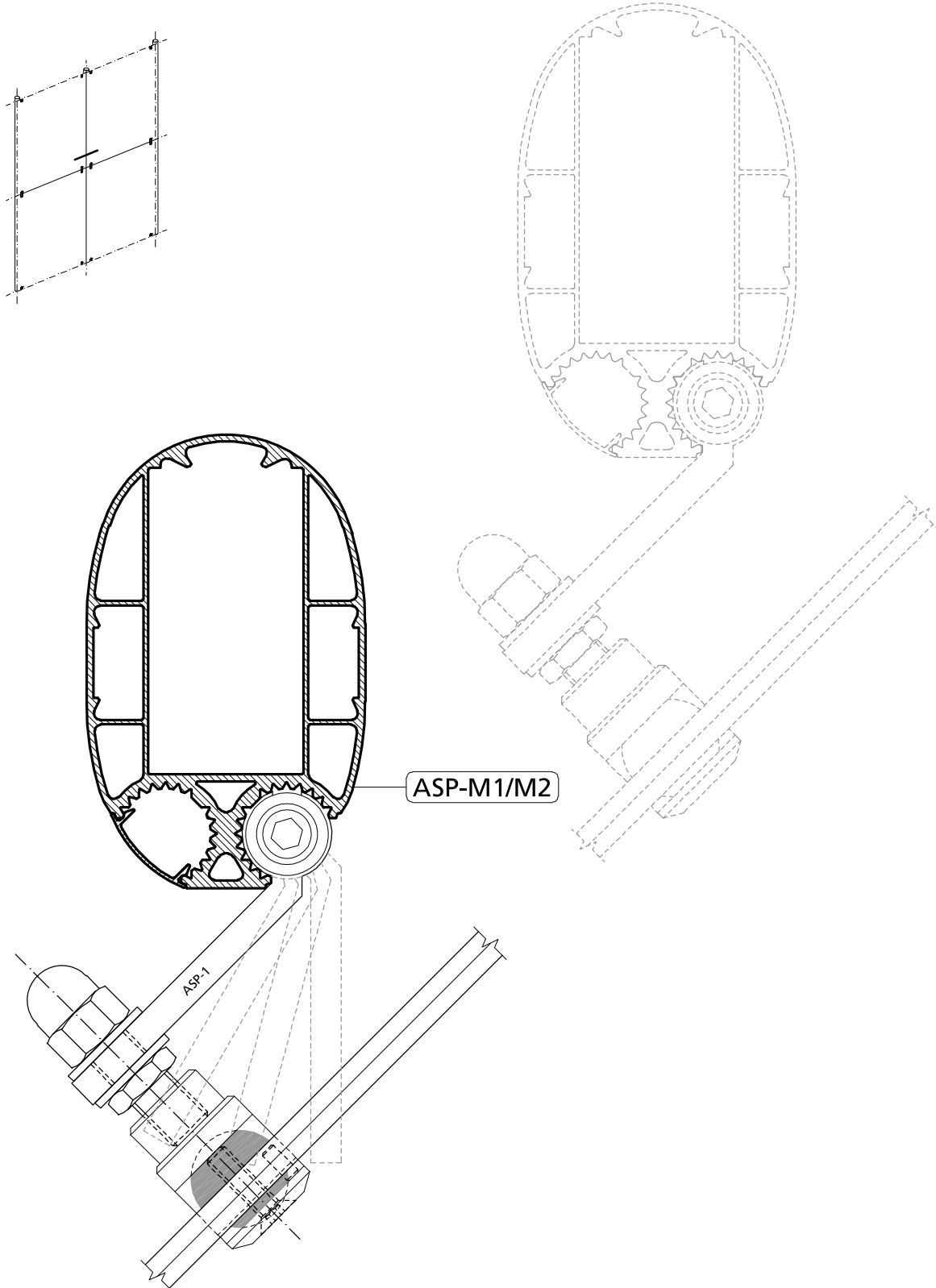
SJS-ASP system	Scala / Scale 1:3	Lavorazioni / Working Tav.L1
----------------	-------------------	------------------------------

Tavola S22 - montante_supporto intermedio angolo esterno 90°
Table S22 - upright_middle support external angle 90°



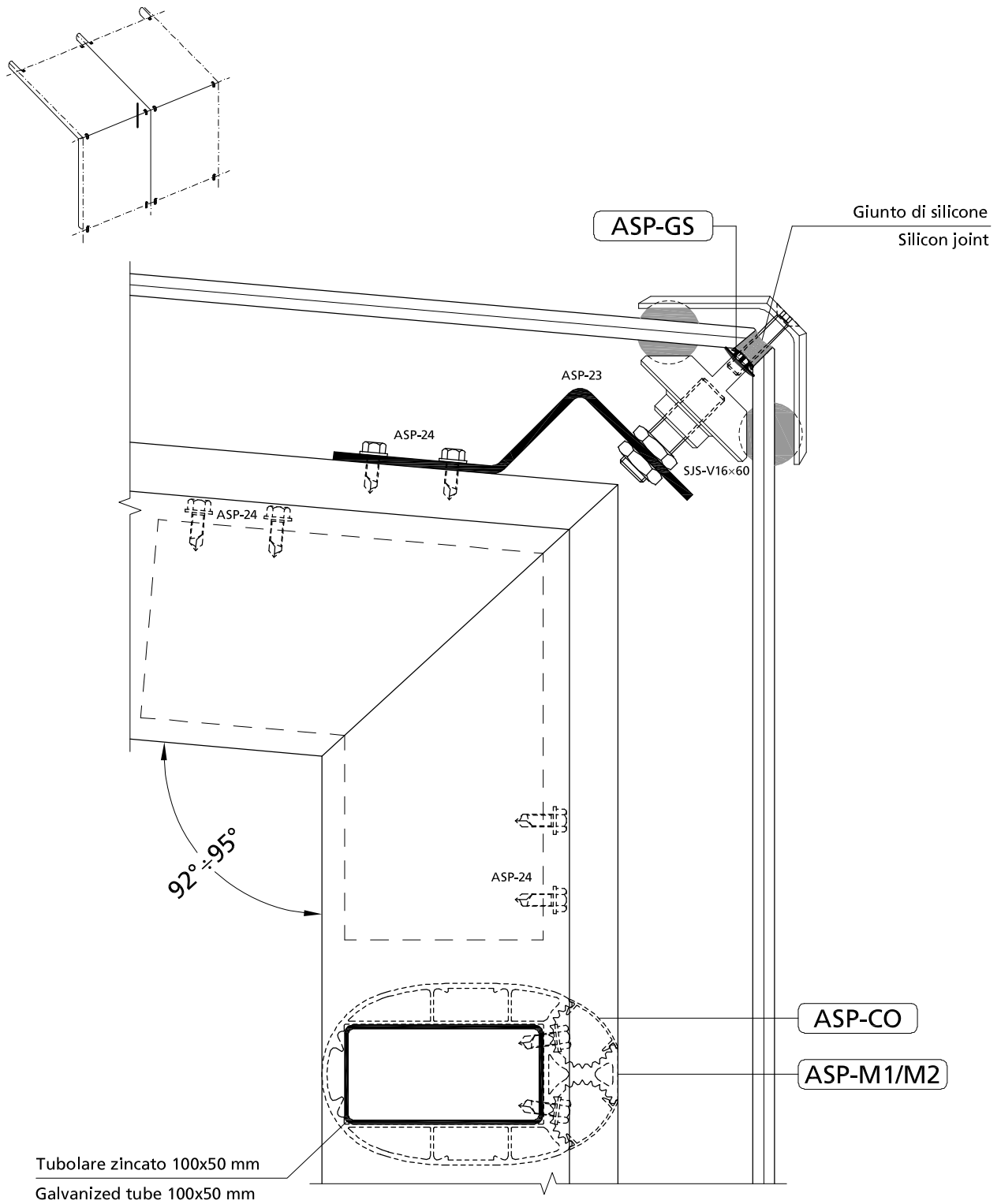
SJS-ASP system	Scala / Scale 1:2	Lavorazioni / Working --
----------------	-------------------	--------------------------

Tavola S23 - montante_supporto intermedio angolo interno 90°
Table S23 - upright_middle support internal angle 90°



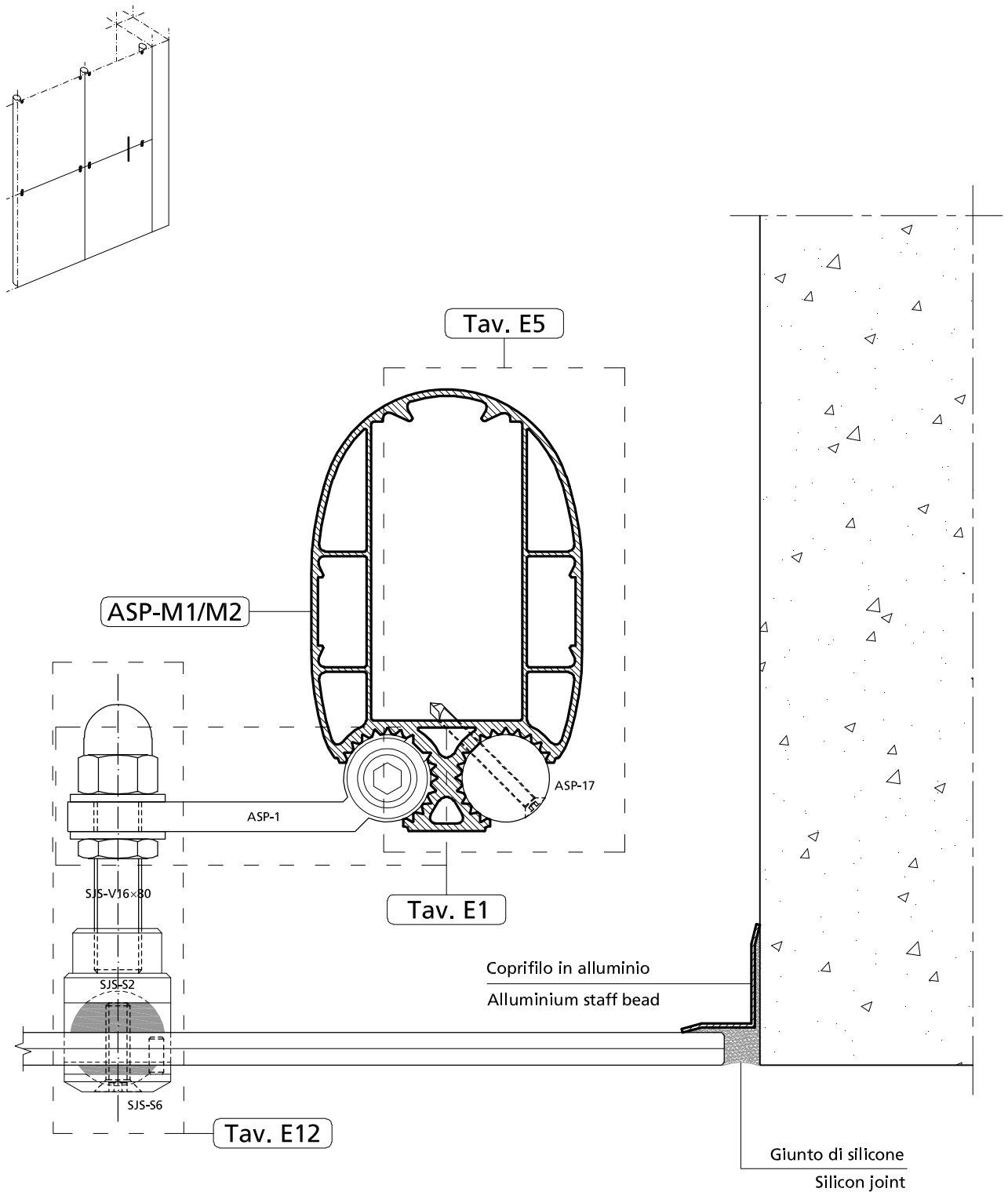
SJS-ASP system	Scala / Scale 1:2	Lavorazioni / Working --
----------------	-------------------	--------------------------

Tavola S24 - montante con staffa in posizioni variabili
Table S24 - upright with variable position stirrup



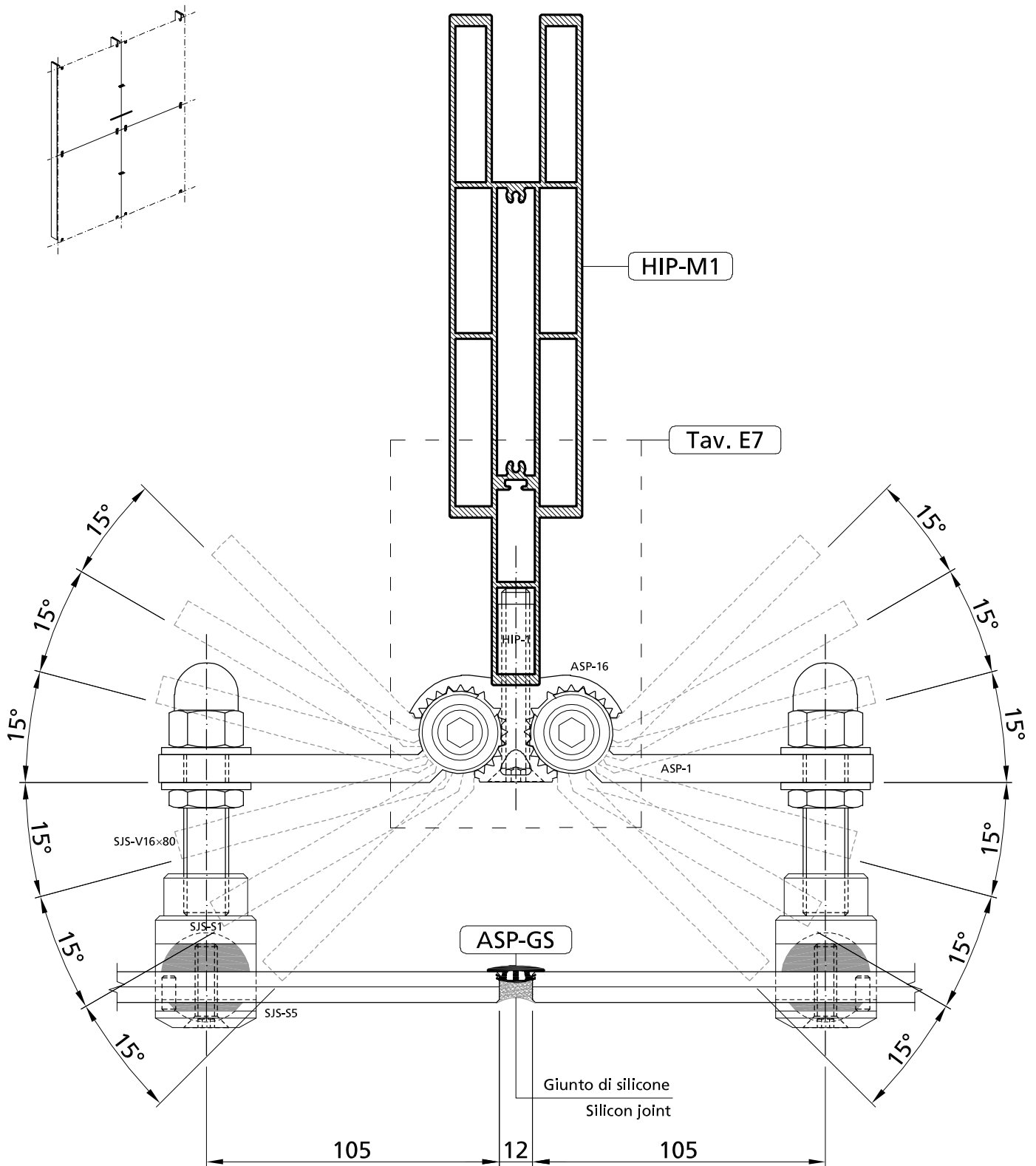
SJS-ASP system	Scala / Scale 1:3	Lavorazioni / Working --
----------------	-------------------	--------------------------

Tavola S25 - giunzione trave/montante
Table S25 - beam/upright joint



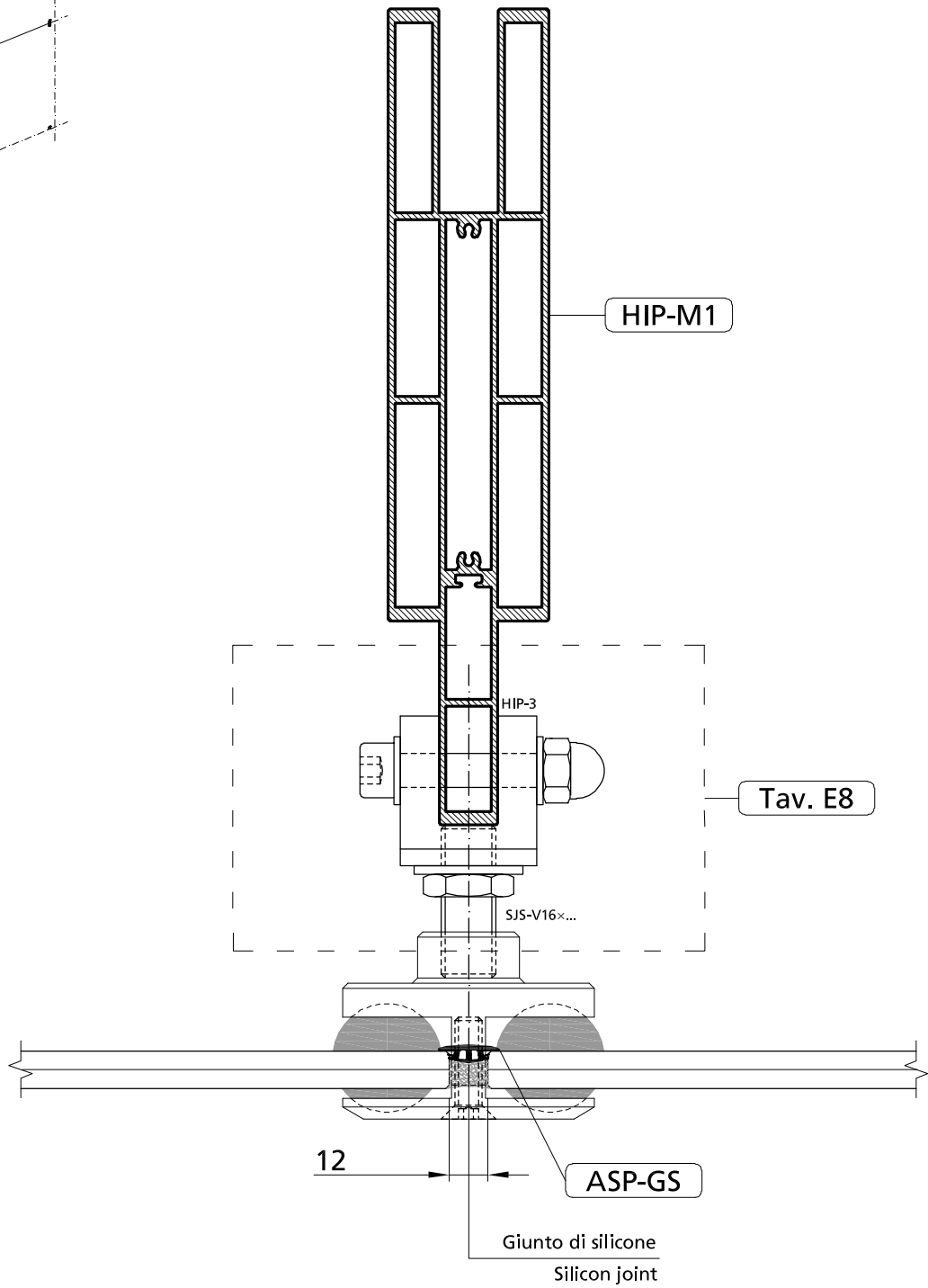
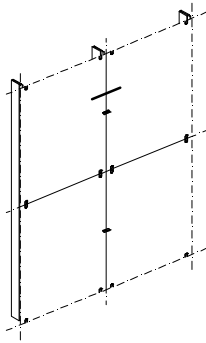
SJS-ASP system	Scala / Scale 1:2	Lavorazioni / Working --
----------------	-------------------	--------------------------

Tavola S26 - facciata_chiusura laterale
Table S26 - façade_lateral closing



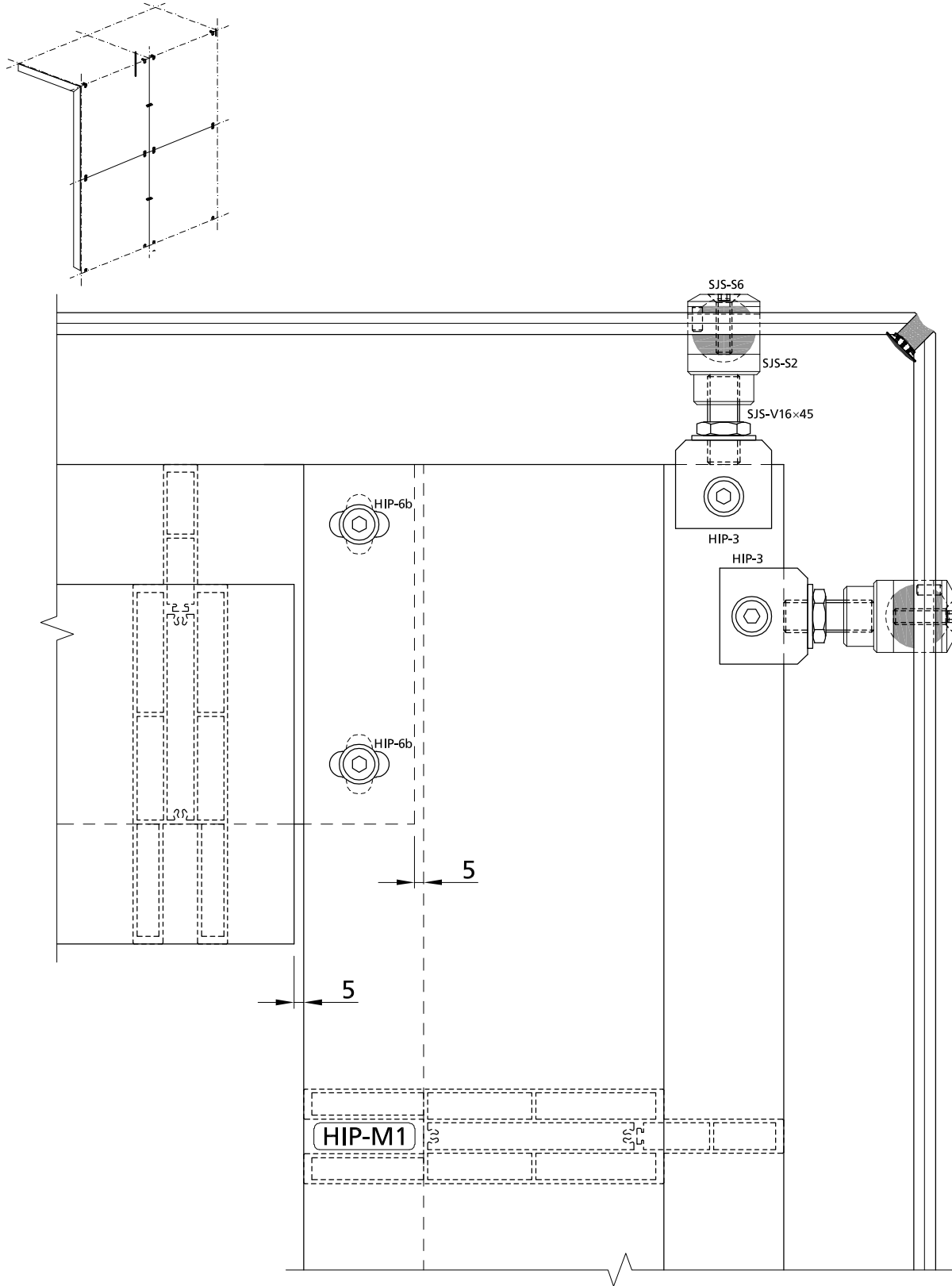
SJS-HIP system	Scala / Scale 1:2	Lavorazioni / Working Tav.L3
----------------	-------------------	------------------------------

Tavola S27 - montante con supporti due vie_ variazione angolare su due lati
 Table S27 - upright with two ways supports_angular variation on two sides



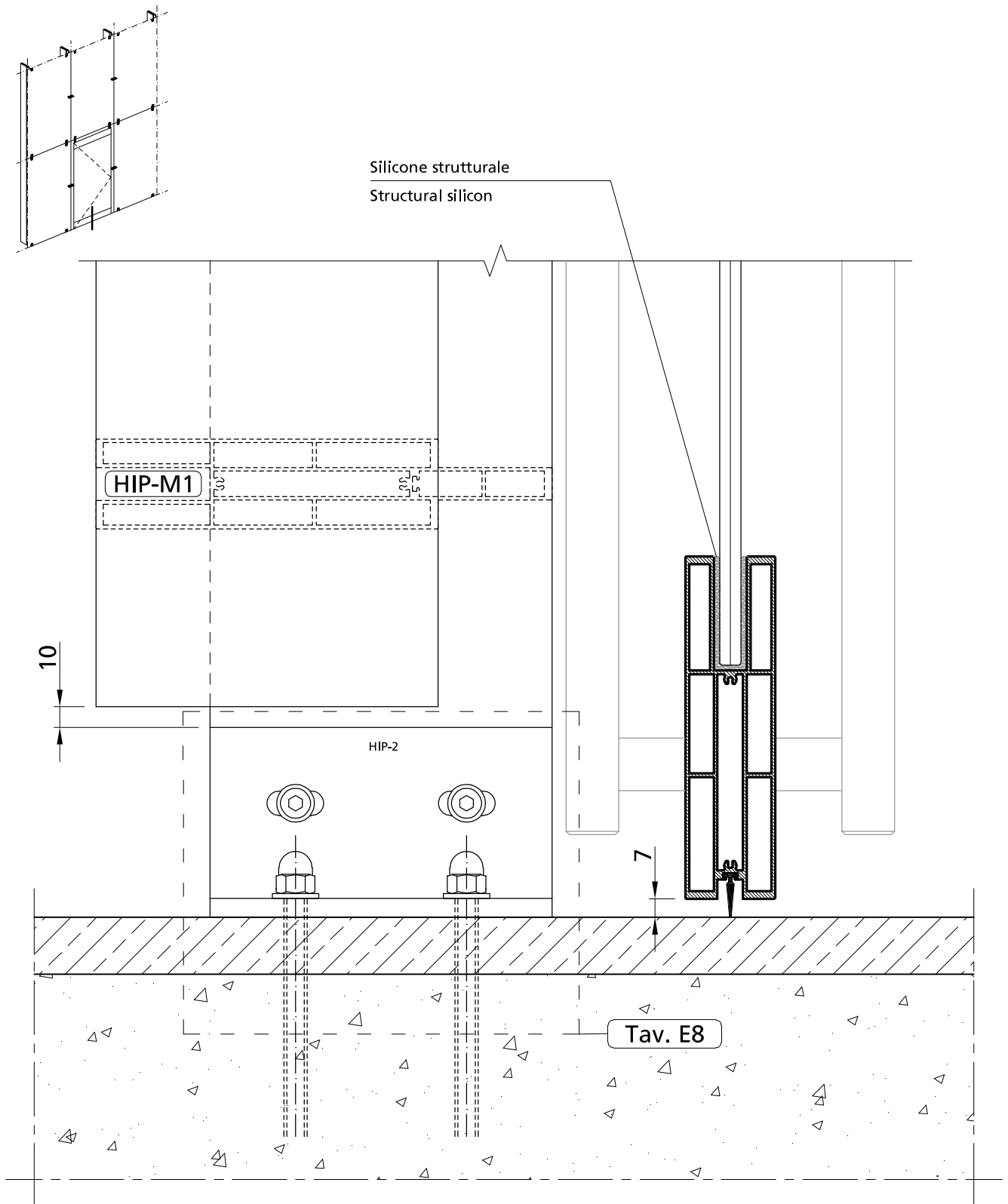
SJS-HIP system	Scala / Scale 1:2	Lavorazioni / Working Tav.L6
----------------	-------------------	------------------------------

Tavola S28 - montante con supporto intermedio
Table S28 - upright with middle support



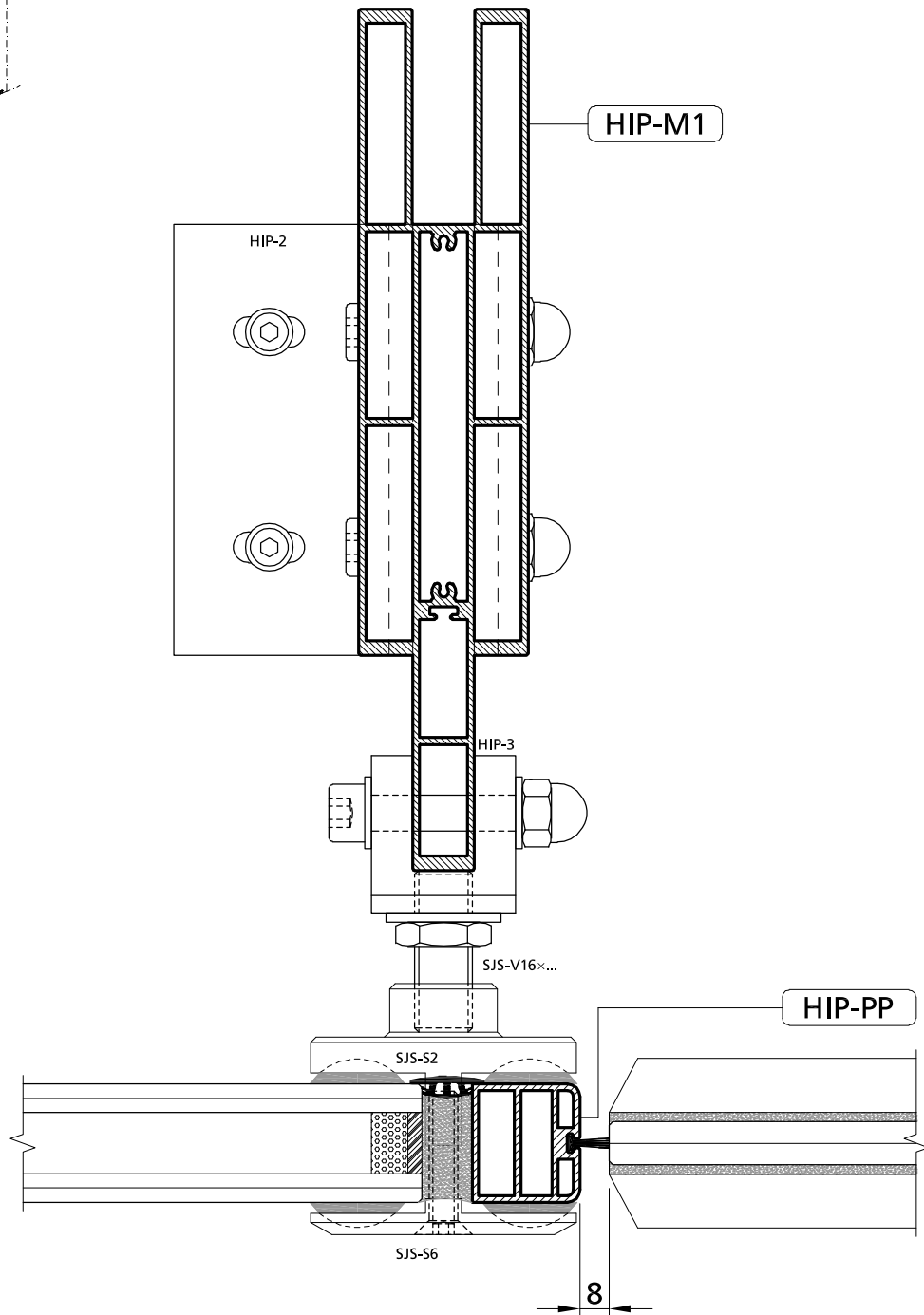
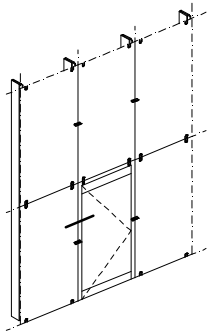
SJS-HIP system	Scala / Scale 1:3	Lavorazioni / Working Tav.L2
----------------	-------------------	------------------------------

Tavola S29 - giunzione trave/montante
Table S29 - beam/upright joint



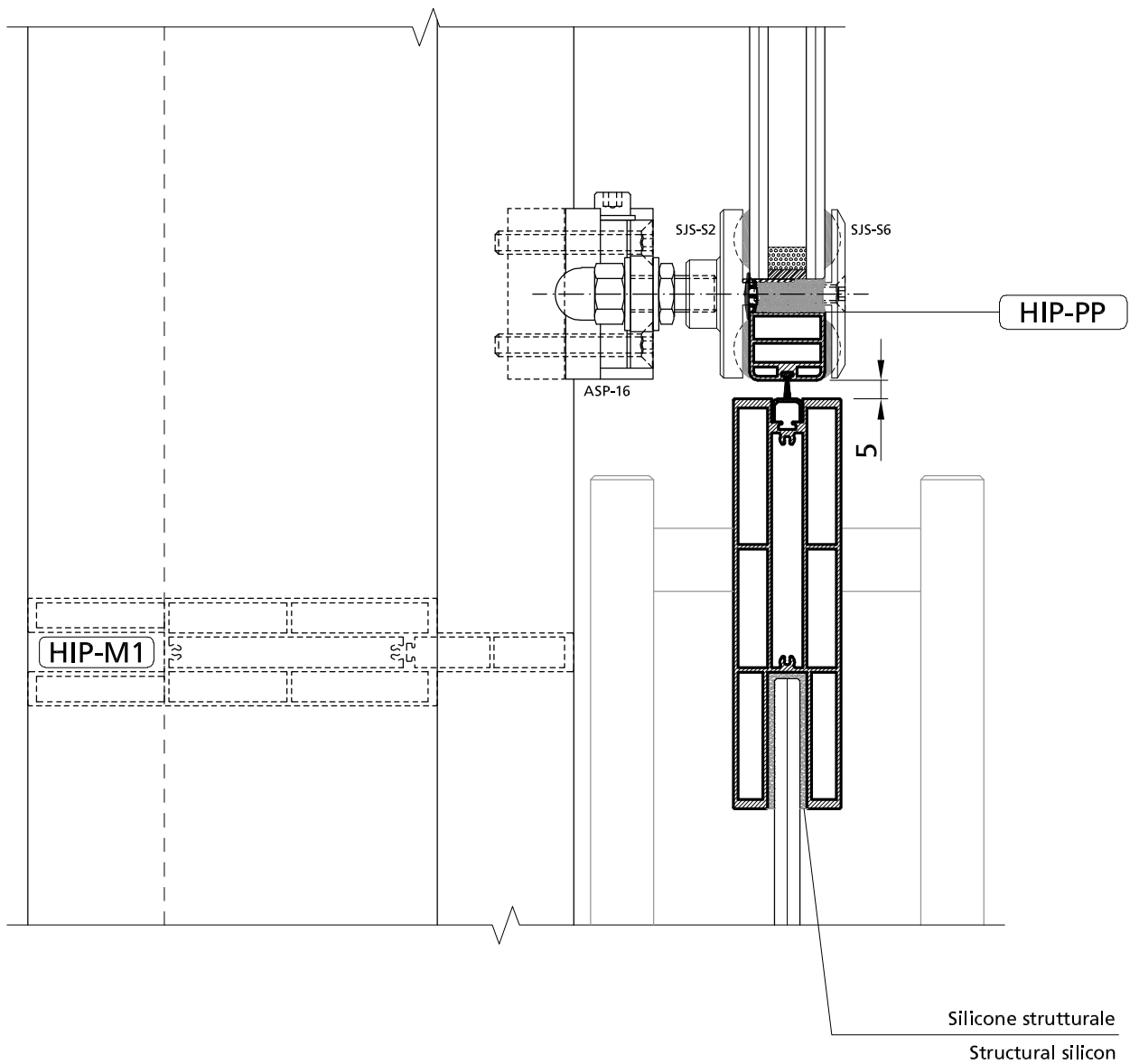
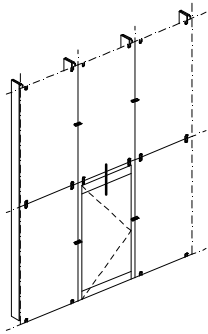
SJS-HIP system	Scala / Scale 1:3	Lavorazioni / Working Tav.L4
----------------	-------------------	------------------------------

Tavola S30 - facciata_chiusura a terra con porta
Table S30 - façade_ground closing with door



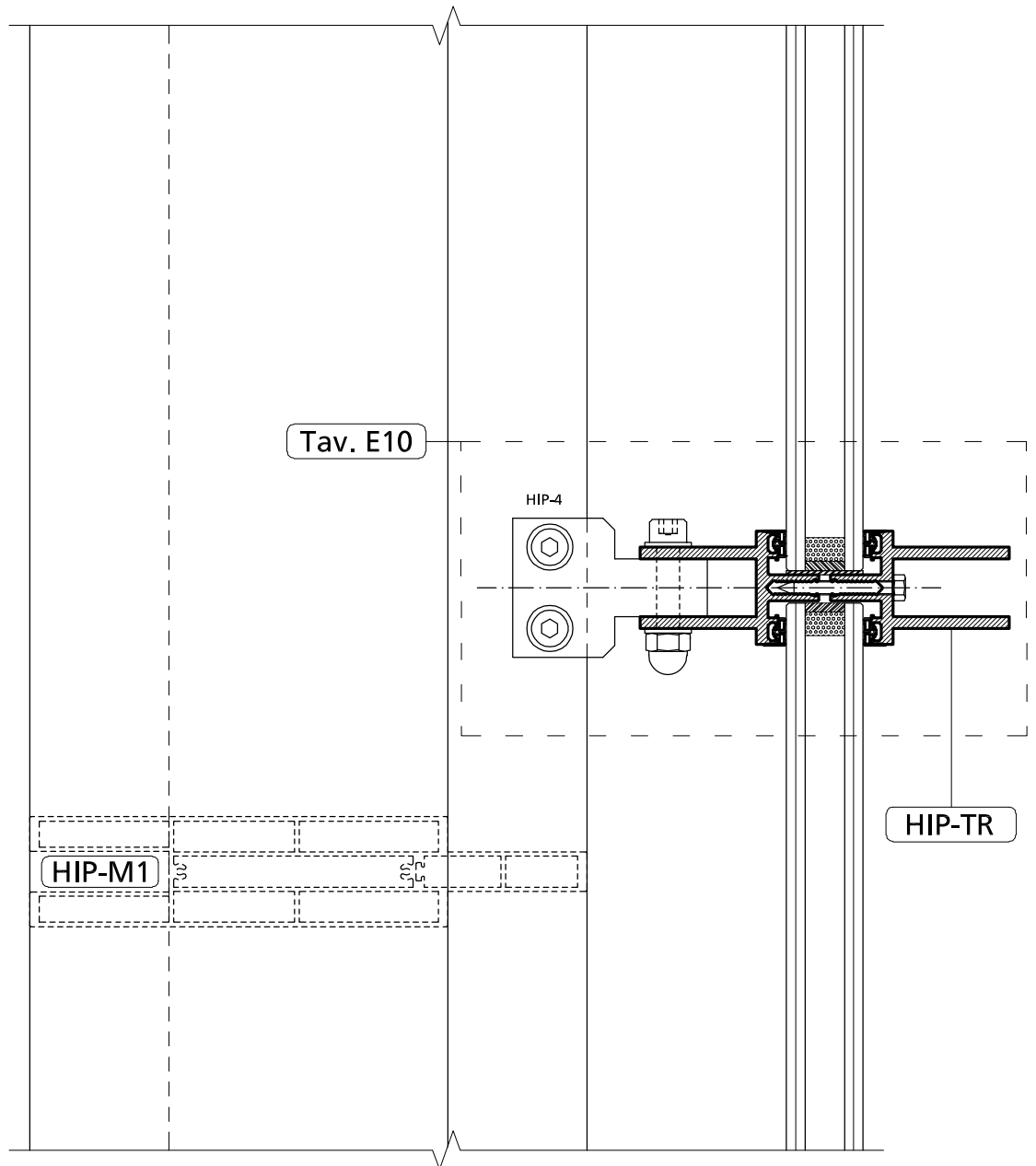
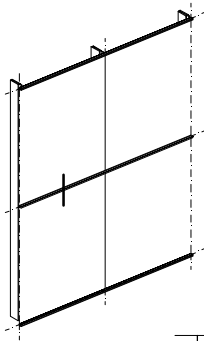
SJS-HIP system	Scala / Scale 1:2	Lavorazioni / Working Tav.L4
----------------	-------------------	------------------------------

Tavola S31 - porta_chiusura laterale
Table S31 - door_lateral closing



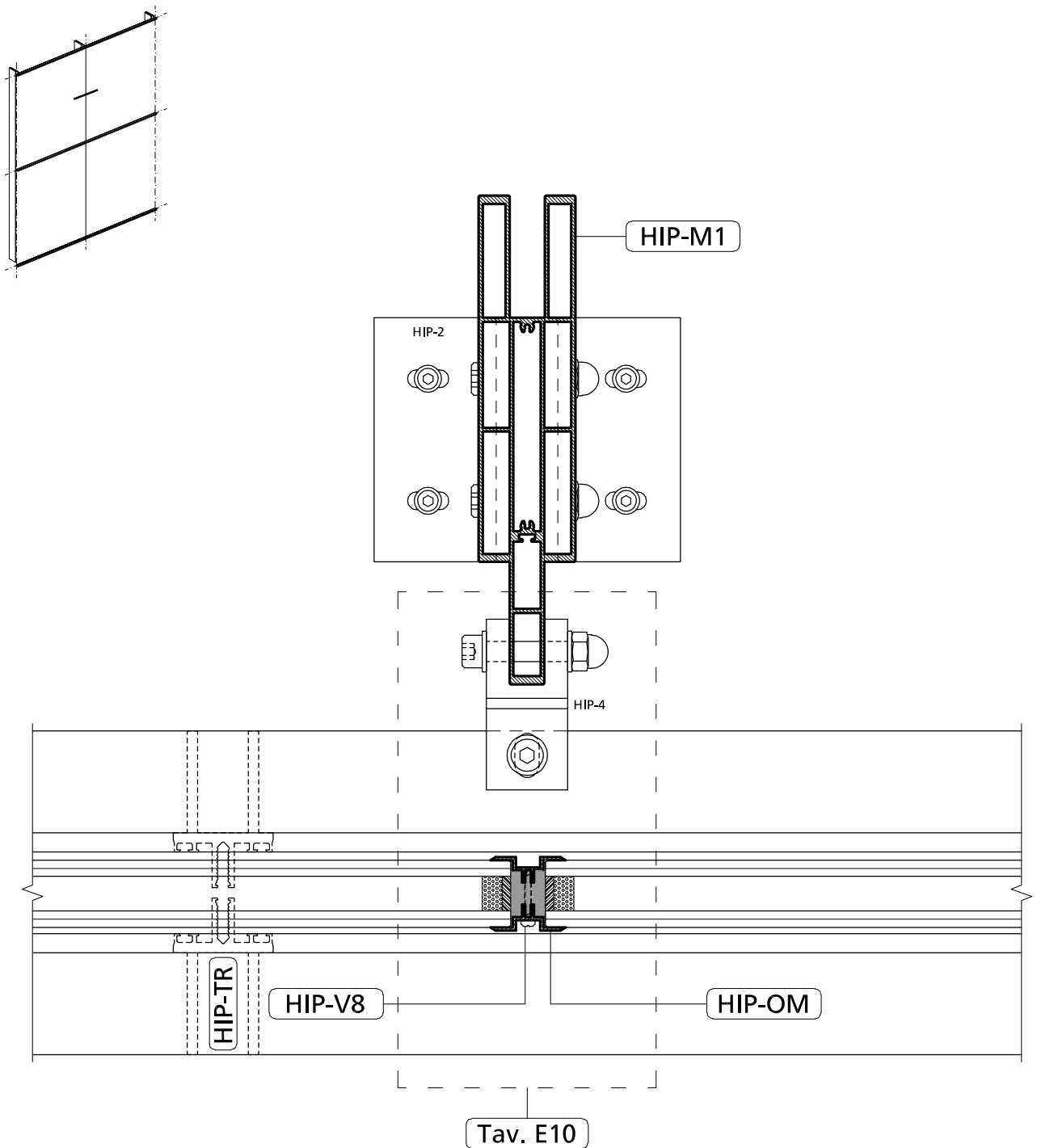
SJS-HIP system	Scala / Scale 1:3	Lavorazioni / Working Tav.L5
----------------	-------------------	------------------------------

Tavola S32 - porta_chiusura superiore
Table S32 - door_upper closing



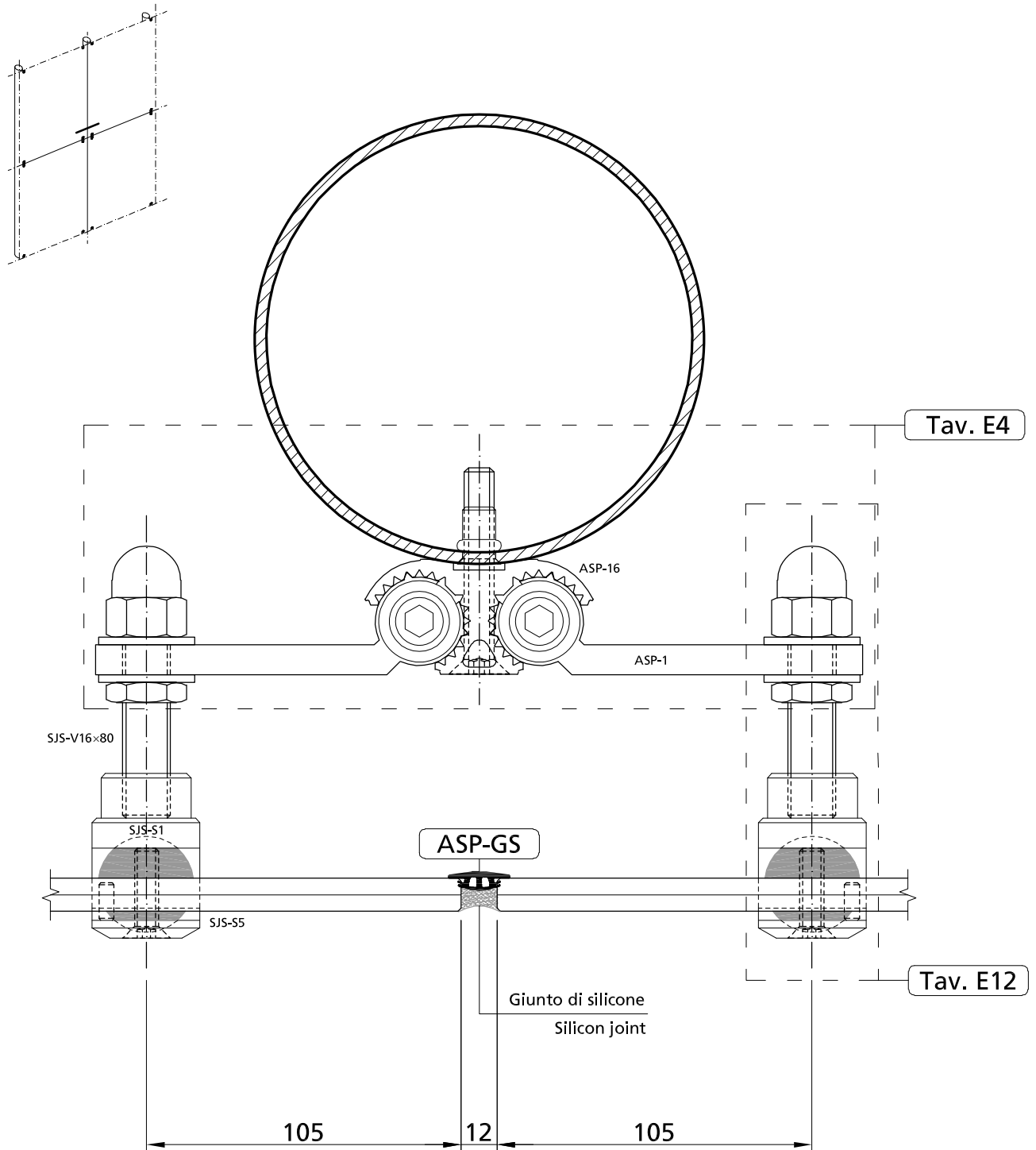
SJS-HIP system	Scala / Scale 1:3	Lavorazioni / Working Tav.L6/L7
----------------	-------------------	---------------------------------

Tavola S33 - facciata con traverso orizzontale
Table S33 - façade with horizontal transome



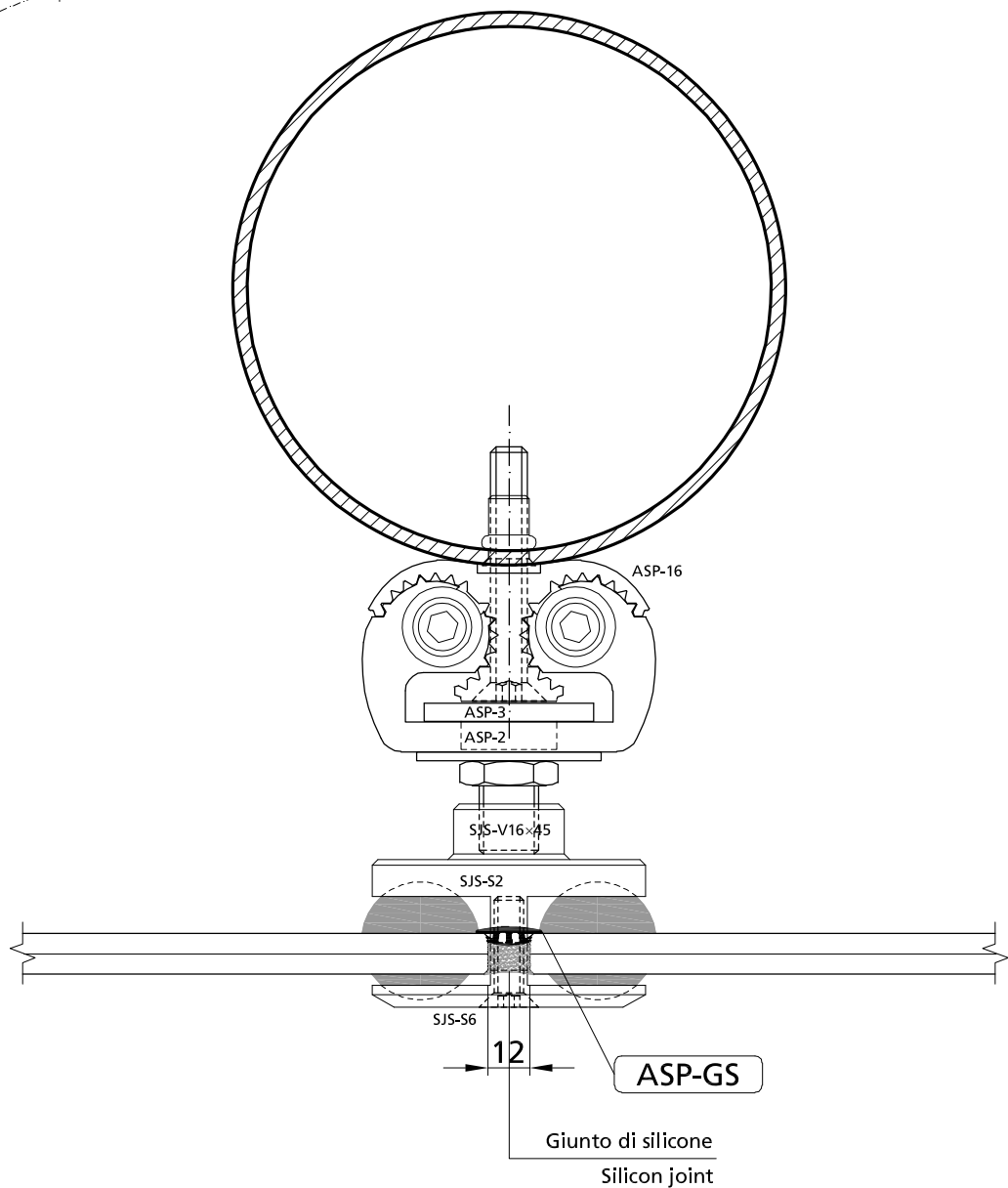
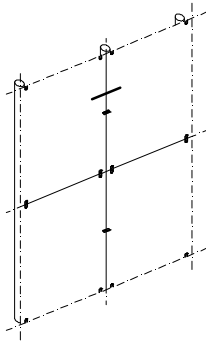
SJS-HIP system	Scala / Scale 1:3	Lavorazioni / Working Tav.L6/L7
----------------	-------------------	---------------------------------

Tavola S34 - facciata con traverso orizzontale e profilo sulle fughe verticali
Table S34 - façade with horizontal transome and aluminium profile for vertical closing



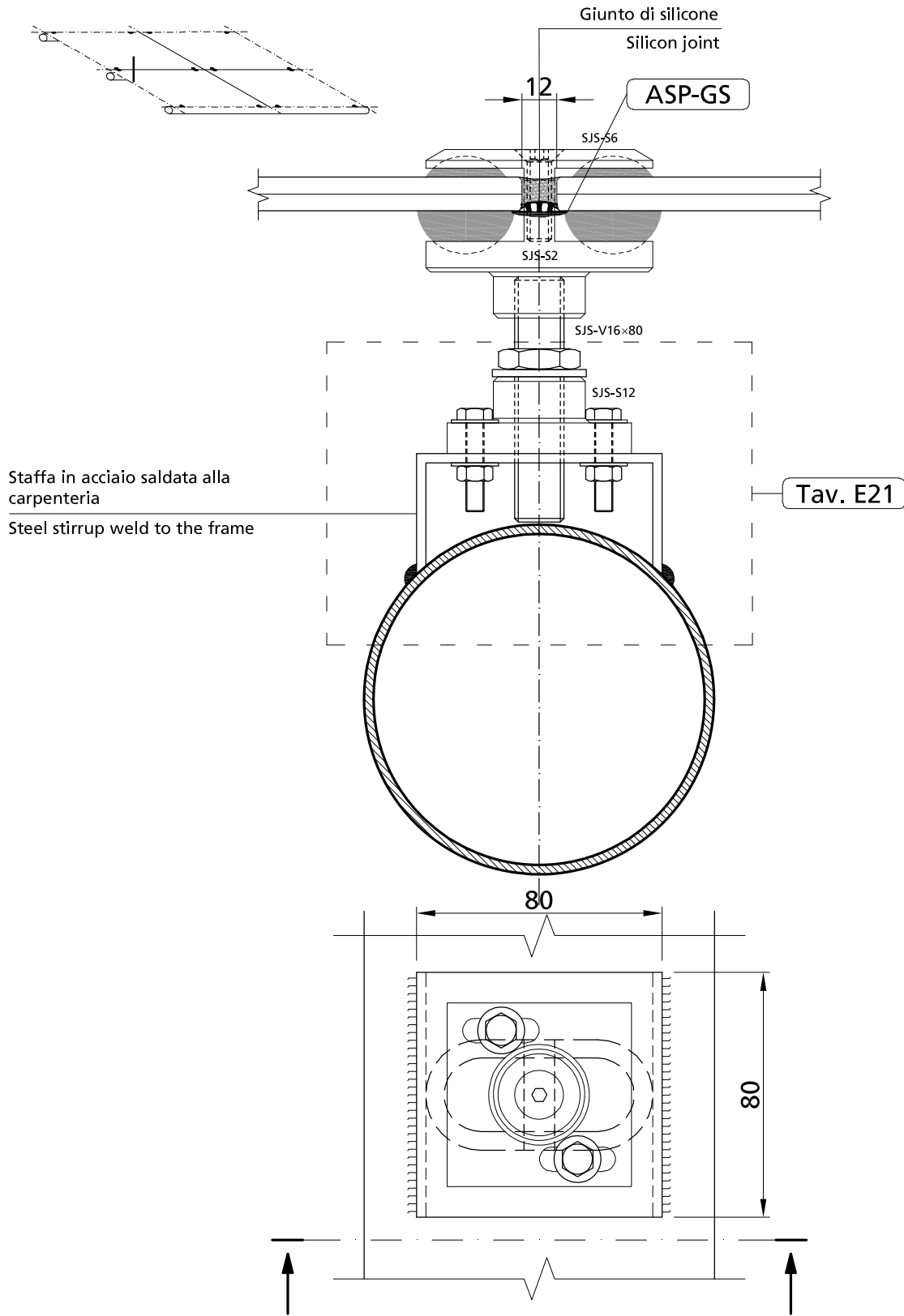
SJS-ASP system	Scala / Scale 1:2	Lavorazioni / Working --
----------------	-------------------	--------------------------

Tavola S35 - staffe orientabili su struttura portante in acciaio
Table S35 - adjustable stirrups on steel carrying frame



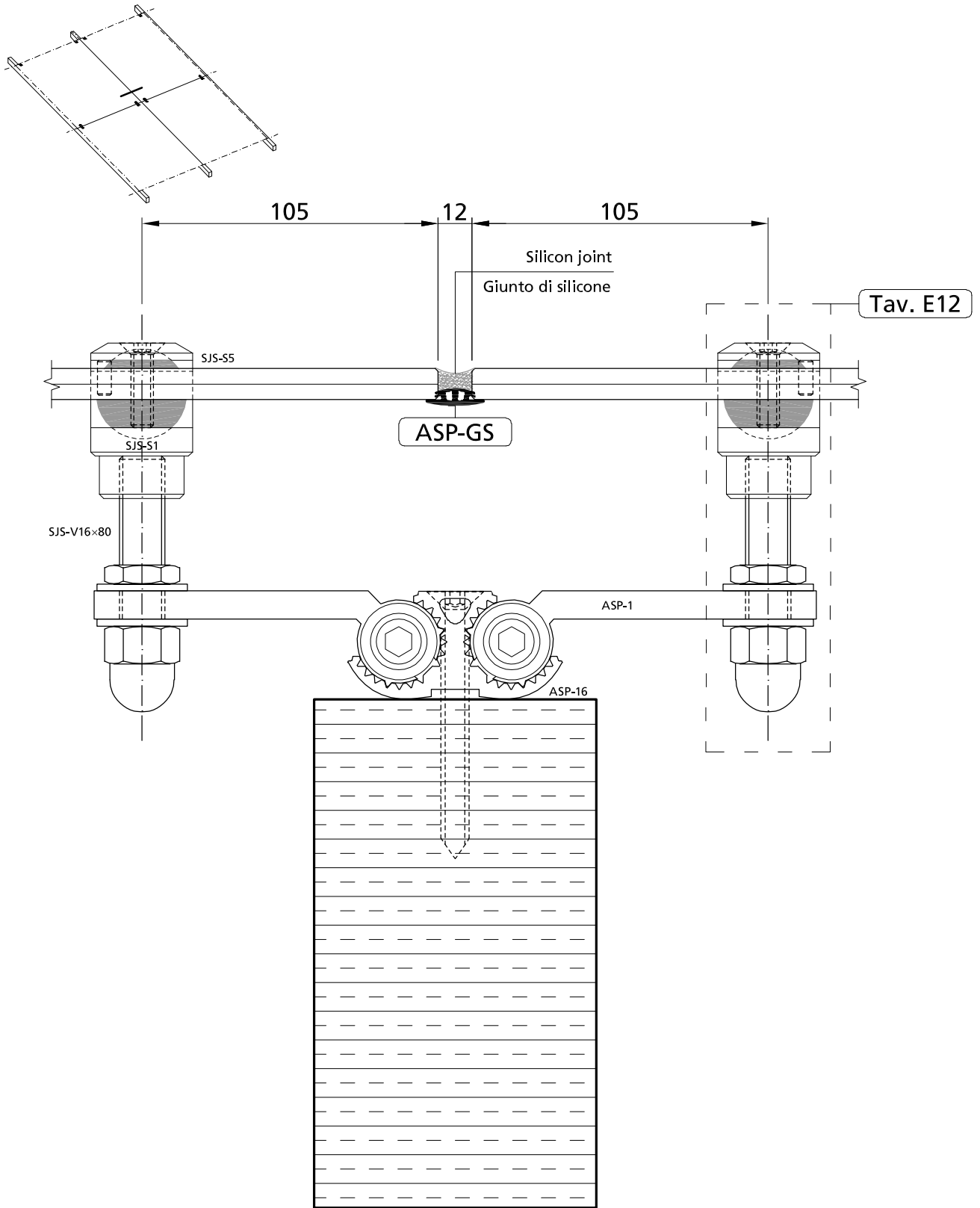
SJS-ASP system	Scala / Scale 1:2	Lavorazioni / Working --
----------------	-------------------	--------------------------

Tavola S36 - supporto intermedio su struttura portante in acciaio
Table S36 - midde support on steel carrying frame



SJS-ASP system	Scala / Scale 1:2	Lavorazioni / Working --
----------------	-------------------	--------------------------

Tavola S37 - base per supporti su struttura portante in acciaio
Table S37 - base for supports on steel carrying frame



SJS-ASP system	Scala / Scale 1:2	Lavorazioni / Working --
----------------	-------------------	--------------------------

Tavola S38 - staffe orientabili su struttura portante in legno
Table S38 - adjustable stirrups on wood carrying frame

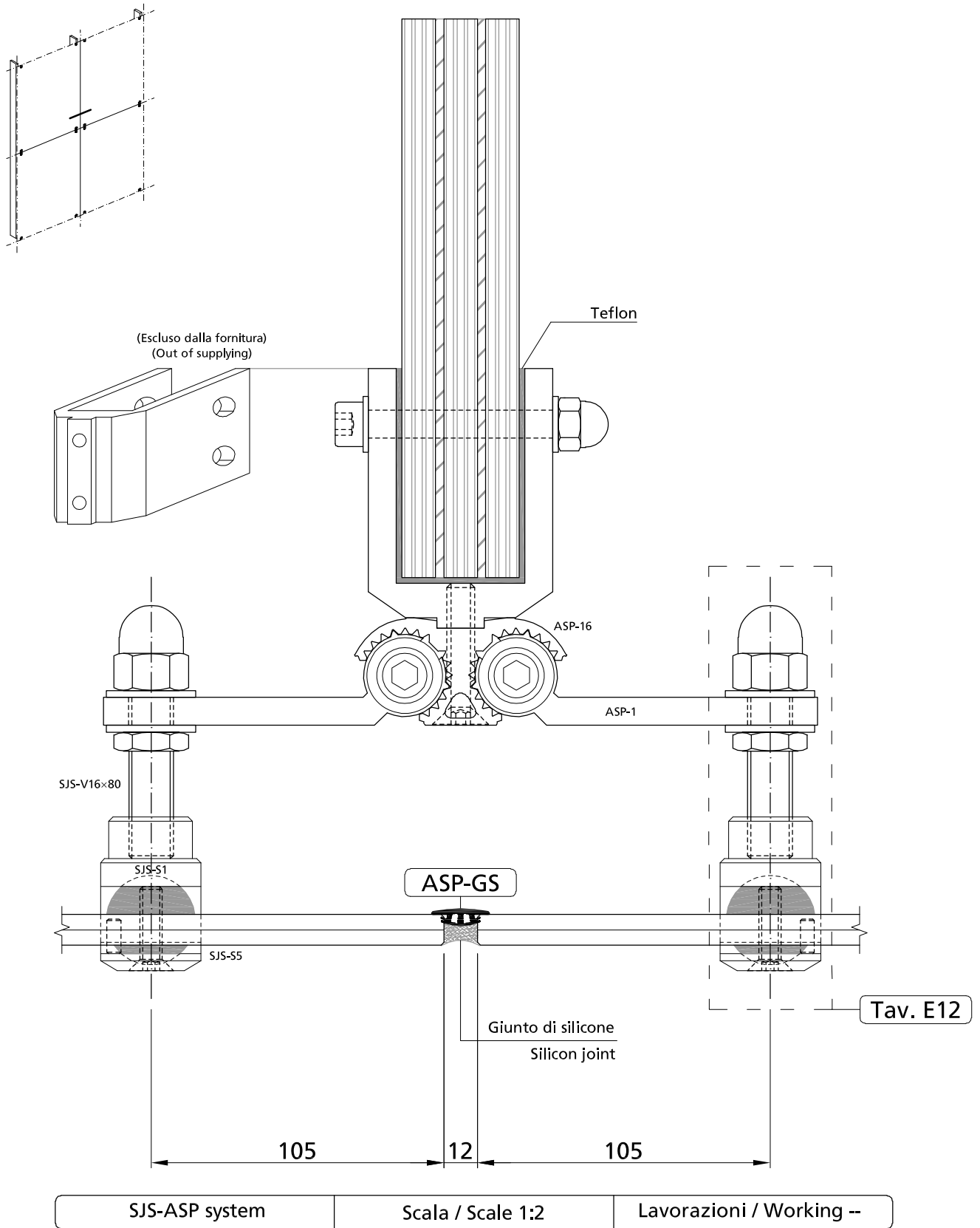
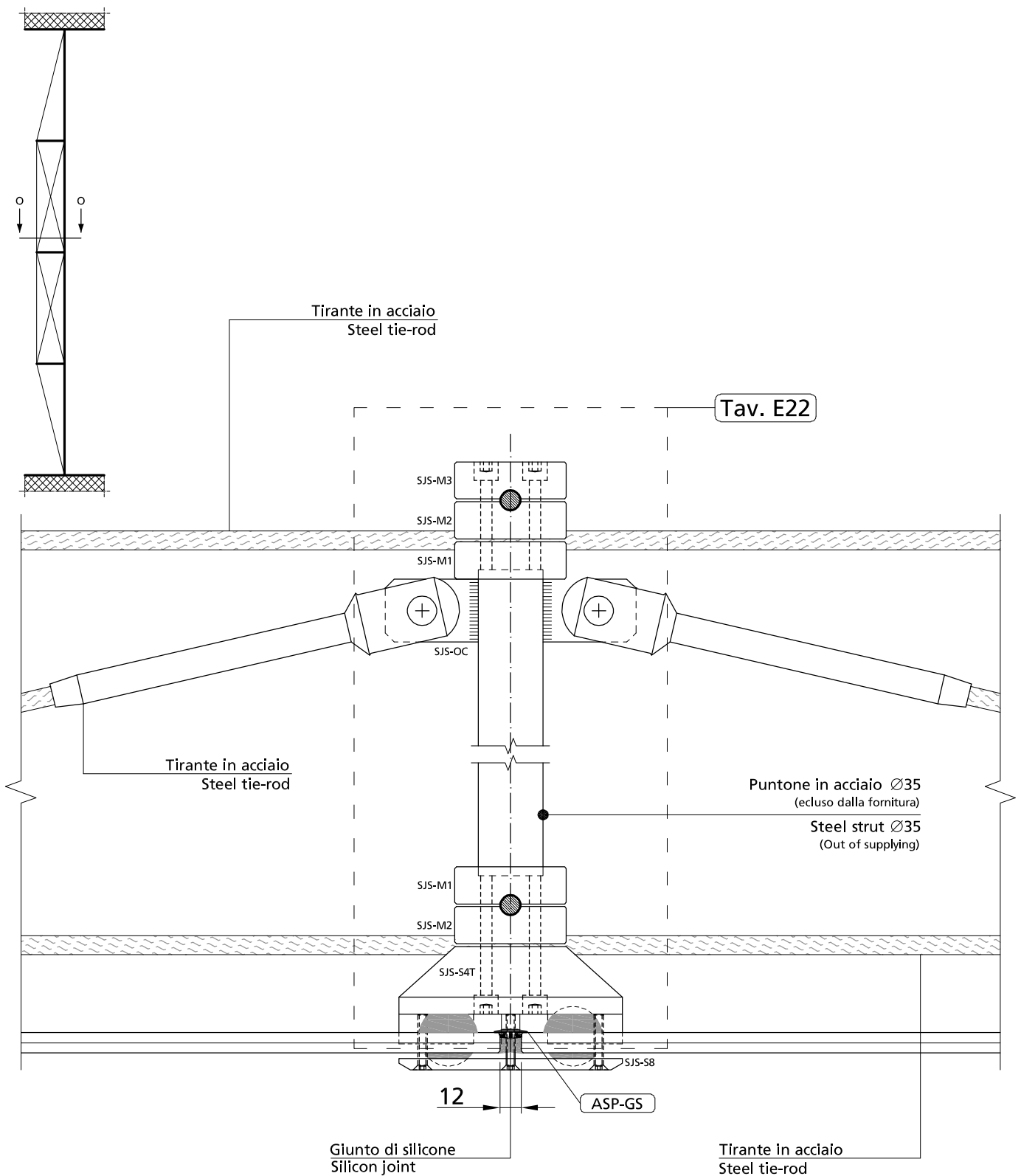


Tavola S39 - staffe orientabili su trave/montante in vetro
Table S39 - adjustable stirrups on glass beam/upright



SJS system	Scala / Scale 1:3	Lavorazioni / Working --
------------	-------------------	--------------------------

Tavola S41 - tensostruttura con supporto quattro vie
Table S41 - tensile-structure with four ways support

Esplosi assonometrici
Exploded view

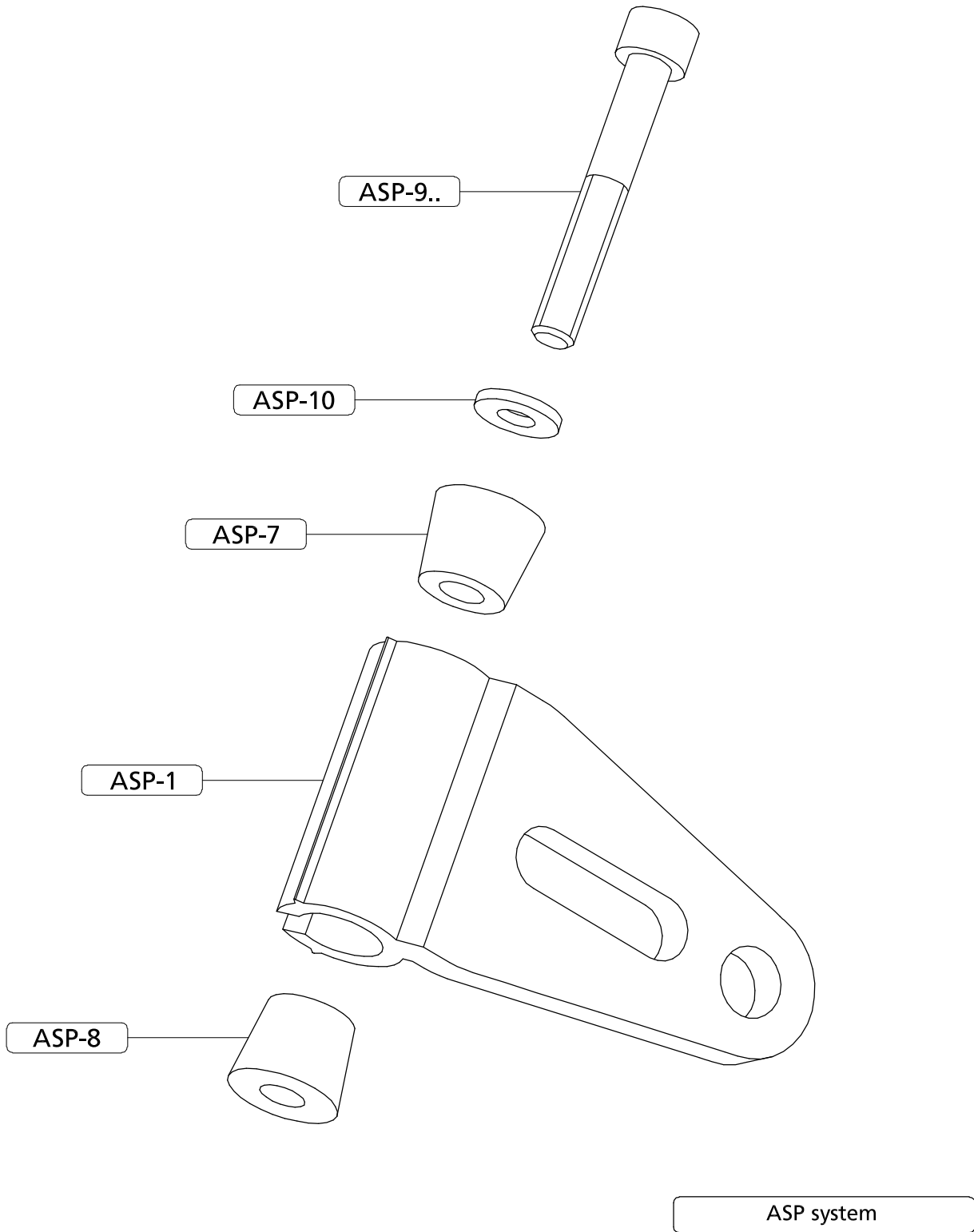


Tavola E1 - staffa per sostegni una o due vie
Table E1 - one or two ways anchorage stirrup

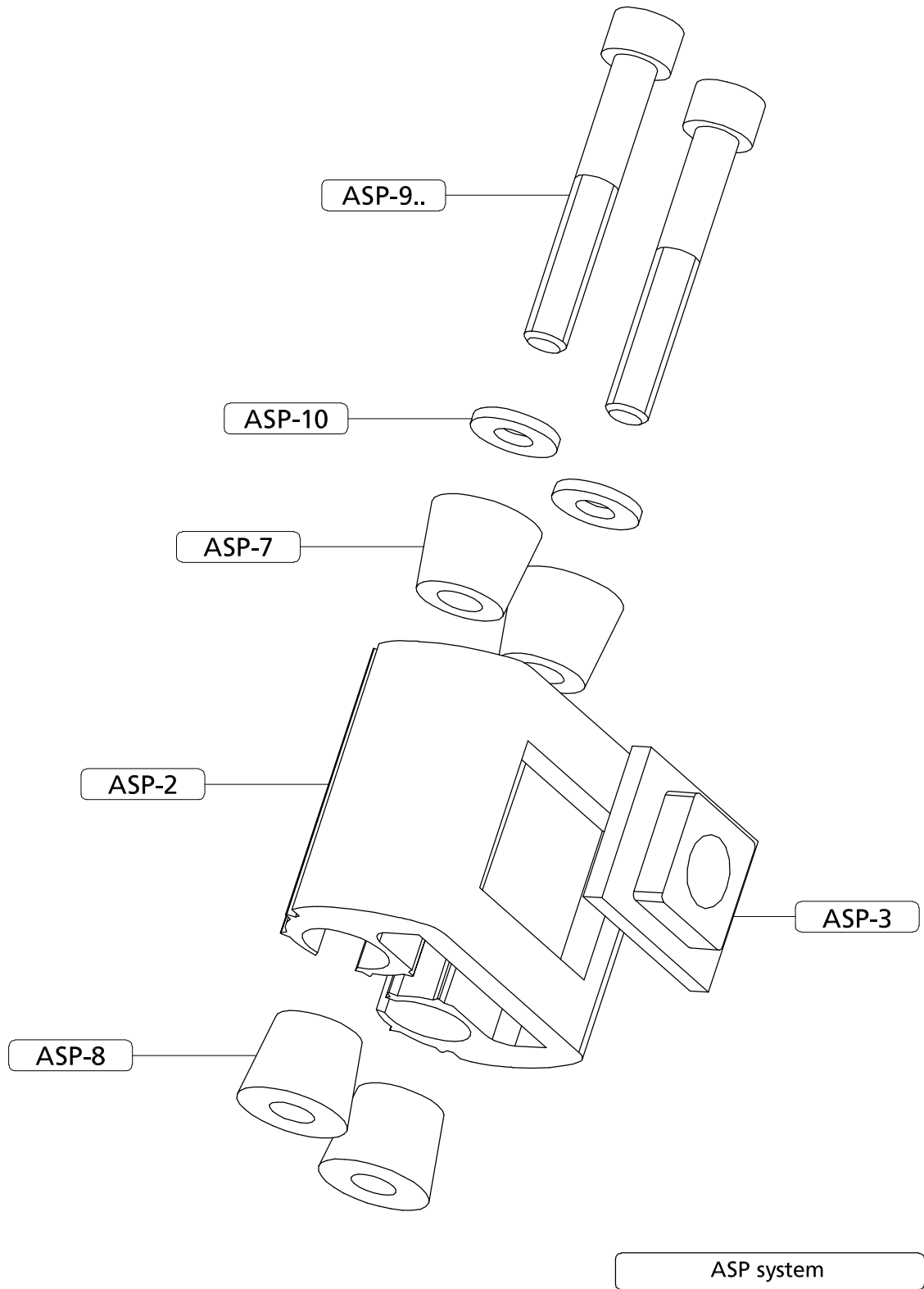
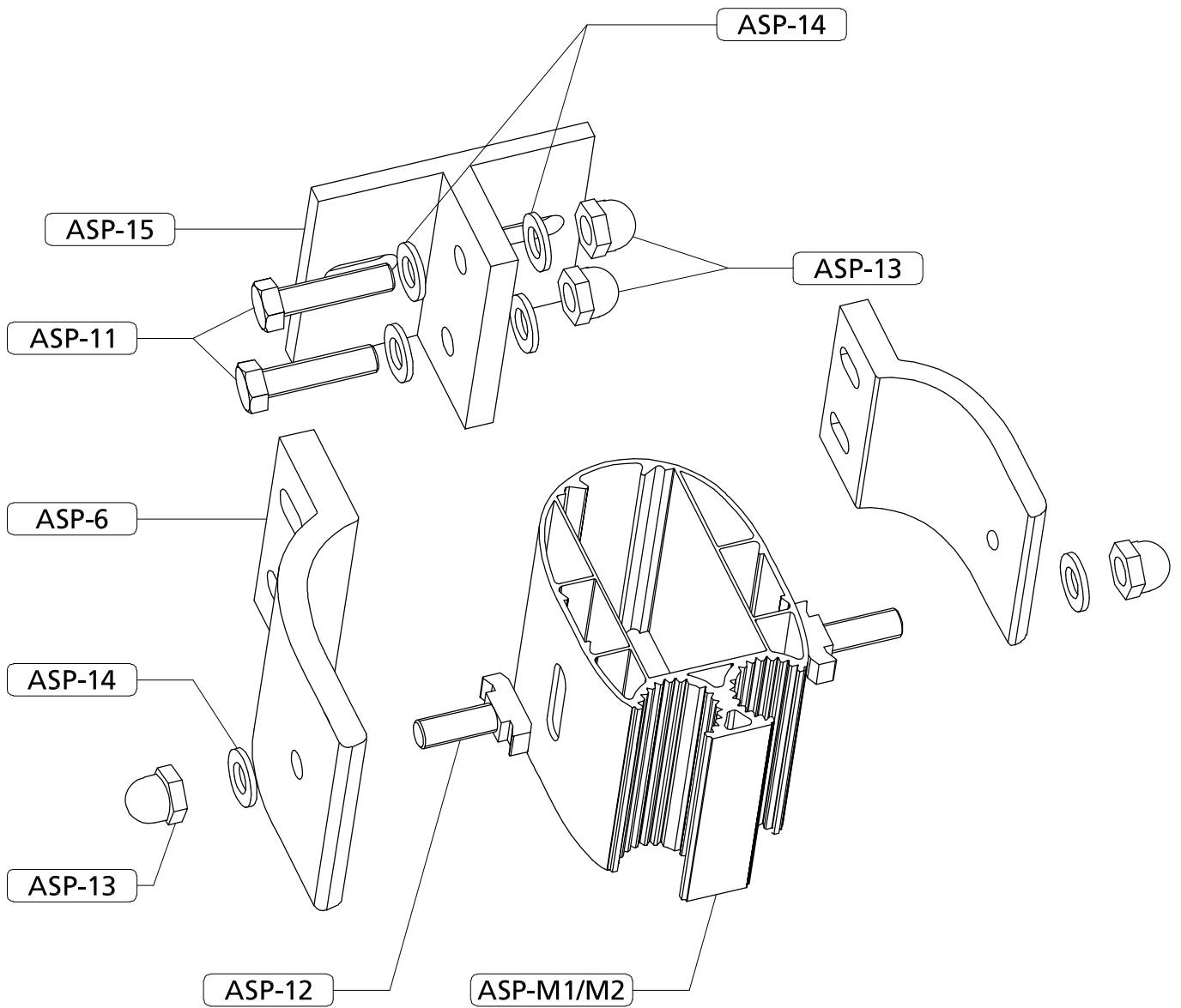


Tavola E2 - staffa per sostegni quattro vie
Table E2 - four ways anchorage stirrup



ASP system

Tavola E3 - fissaggio del montante
Table E3 - upright clamp

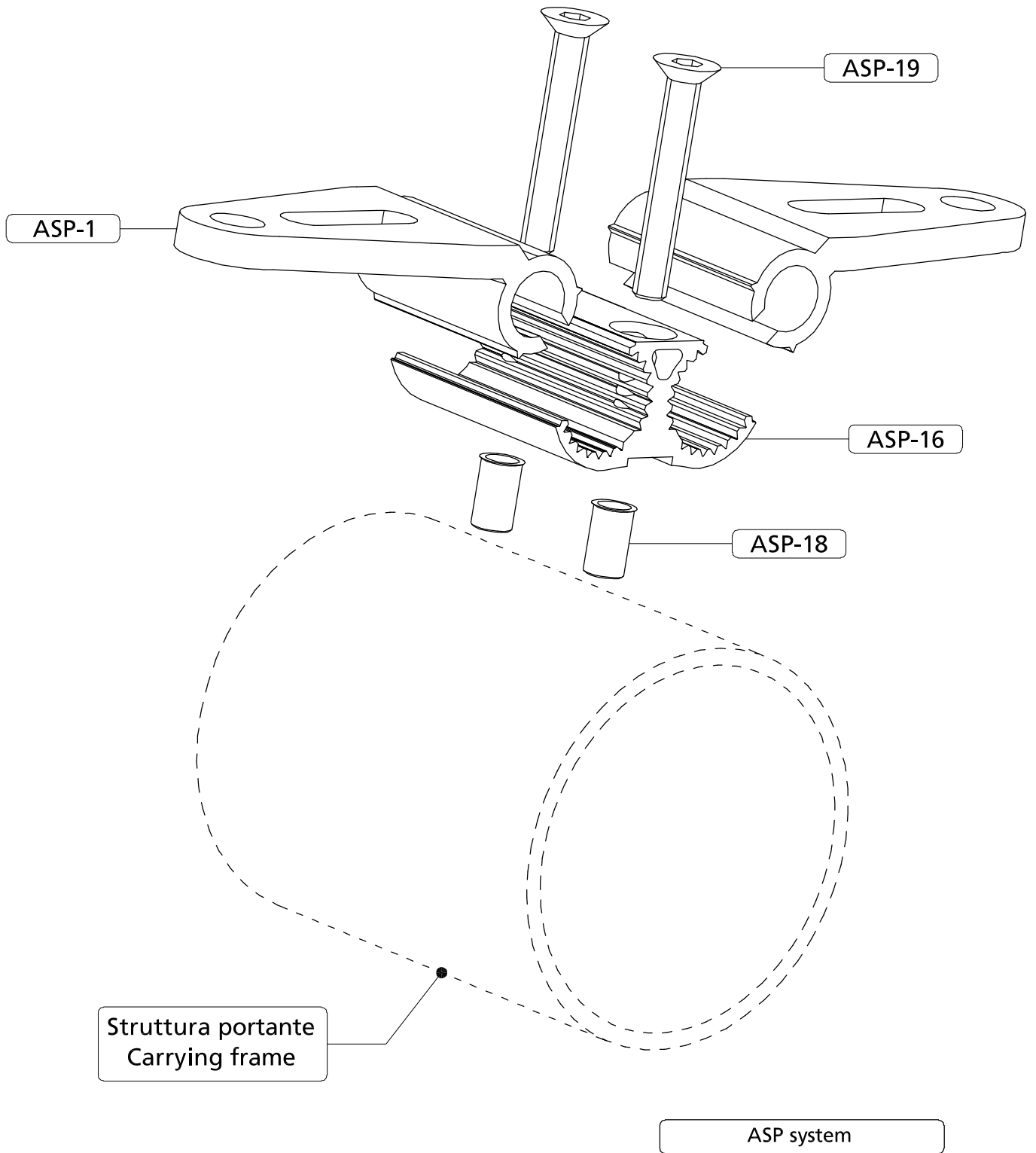
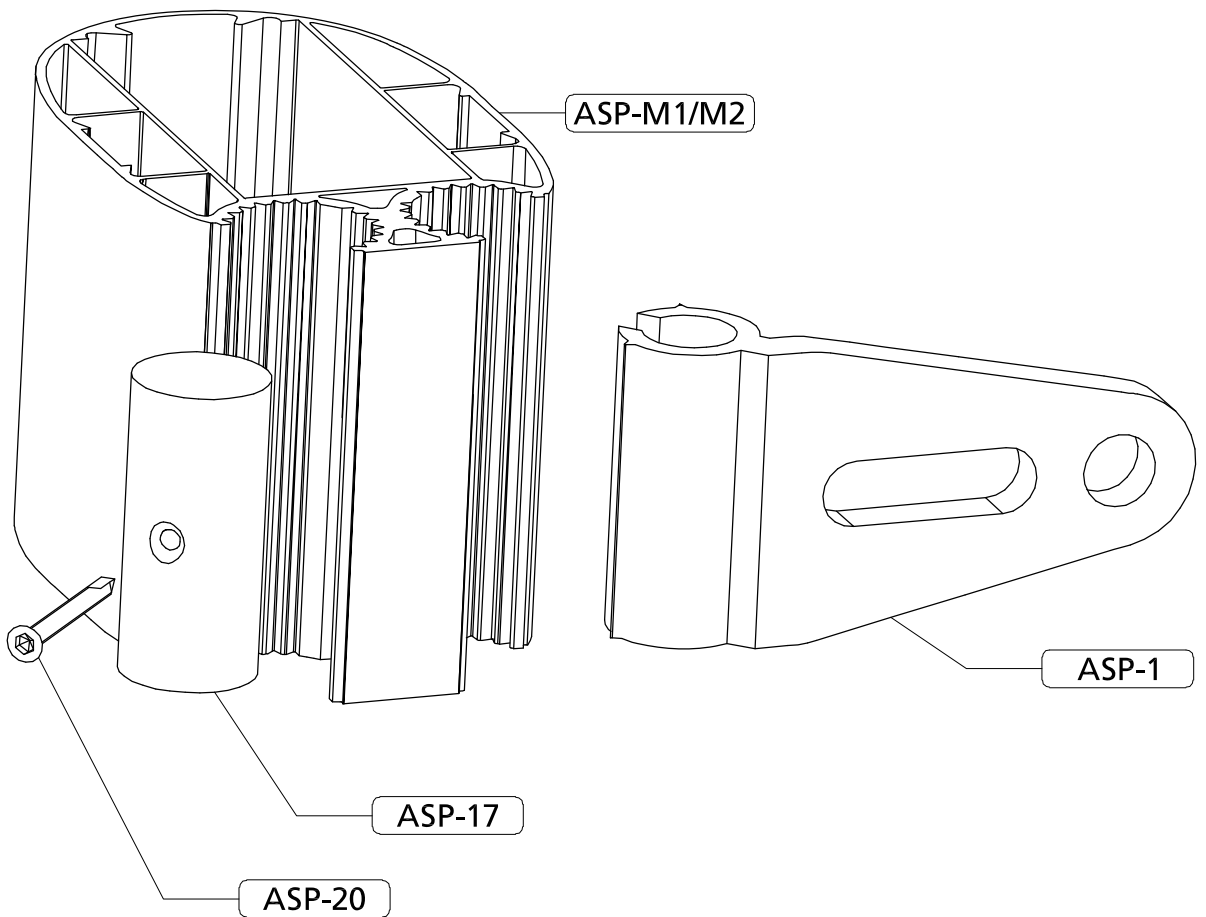


Tavola E4 - fissaggio staffe orientabili su struttura portante in acciaio
Table E4 - adjustable stirrup clamp on steel carrying frame



ASP system

Tavola E5 - posizionamento del contrasto della staffa
Table E5 - positioning of stirrup contrast

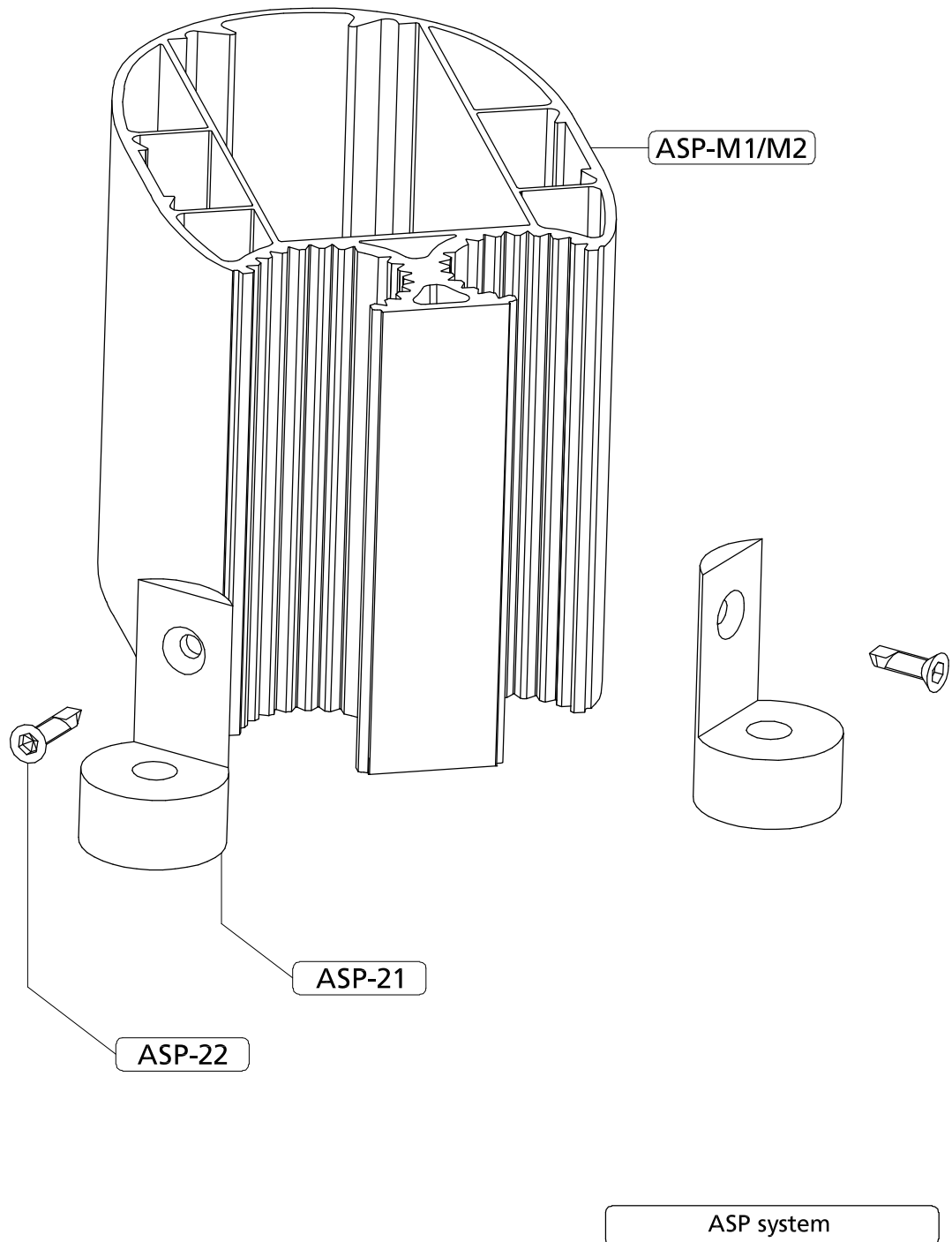


Tavola E6 - posizionamento delle staffe di fissaggio terminali sul profilo ASP-M1/M2
Table E6 - positioning of end fixing stirrups on ASP-M1/M2 profile

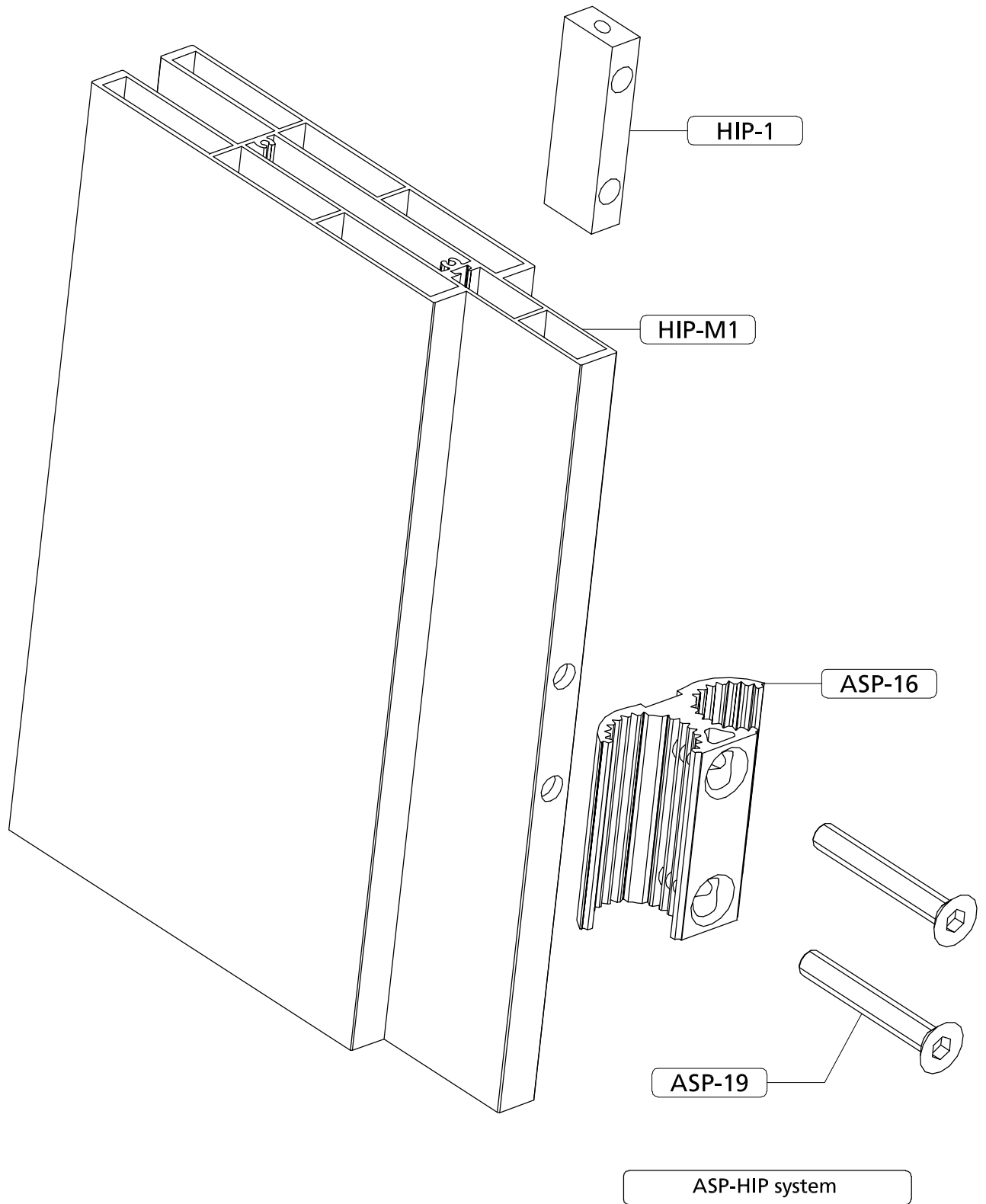


Tavola E7 - posizionamento della base per staffe orientabili sul profilo HIP-M1
Table E7 - positioning of base for adjustable stirrups on HIP-M1 profile

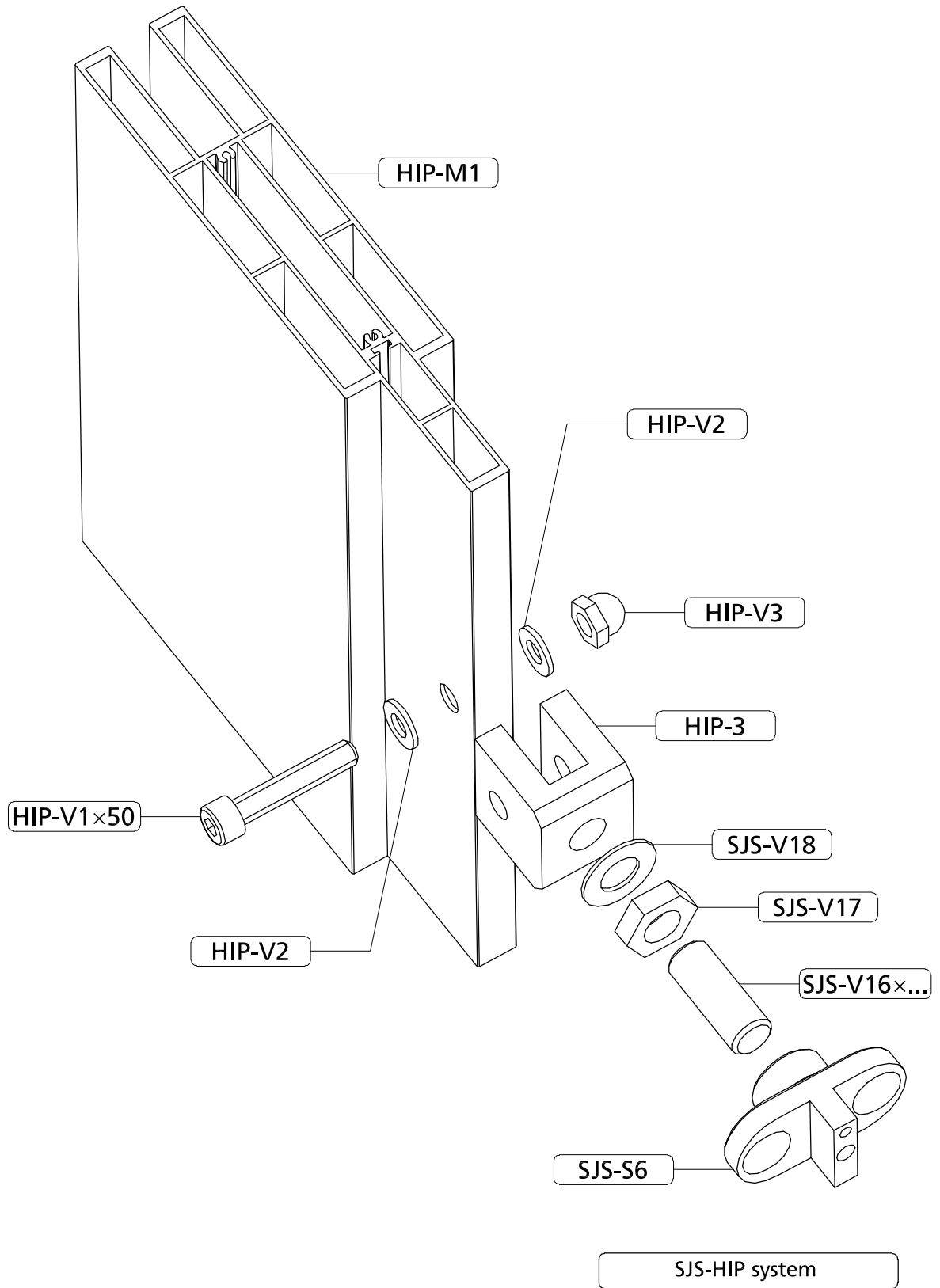


Tavola E8 - fissaggio dei supporti sul profilo HIP-M1
Table E8 - fixing of supports on HIP-M1 profile

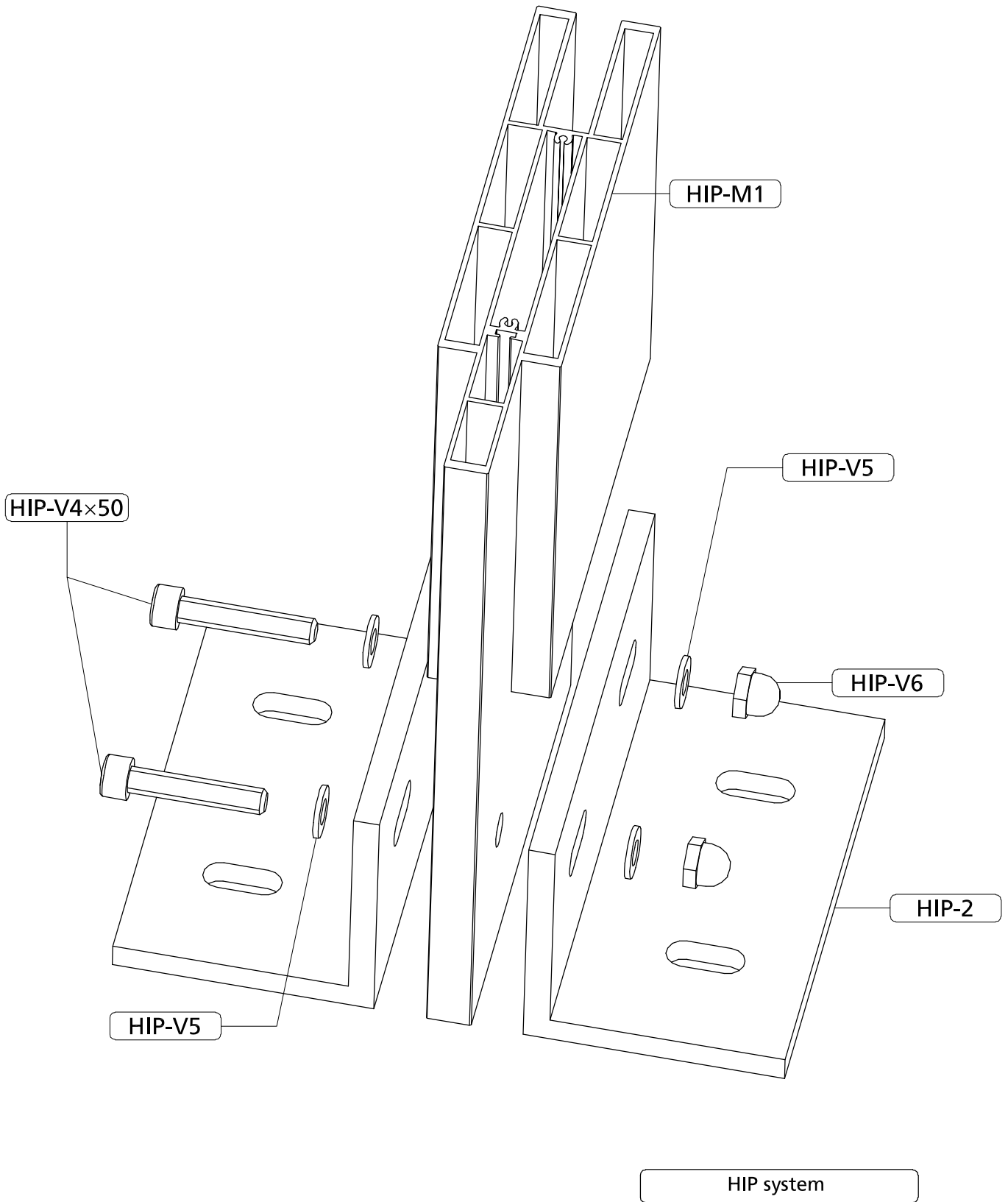
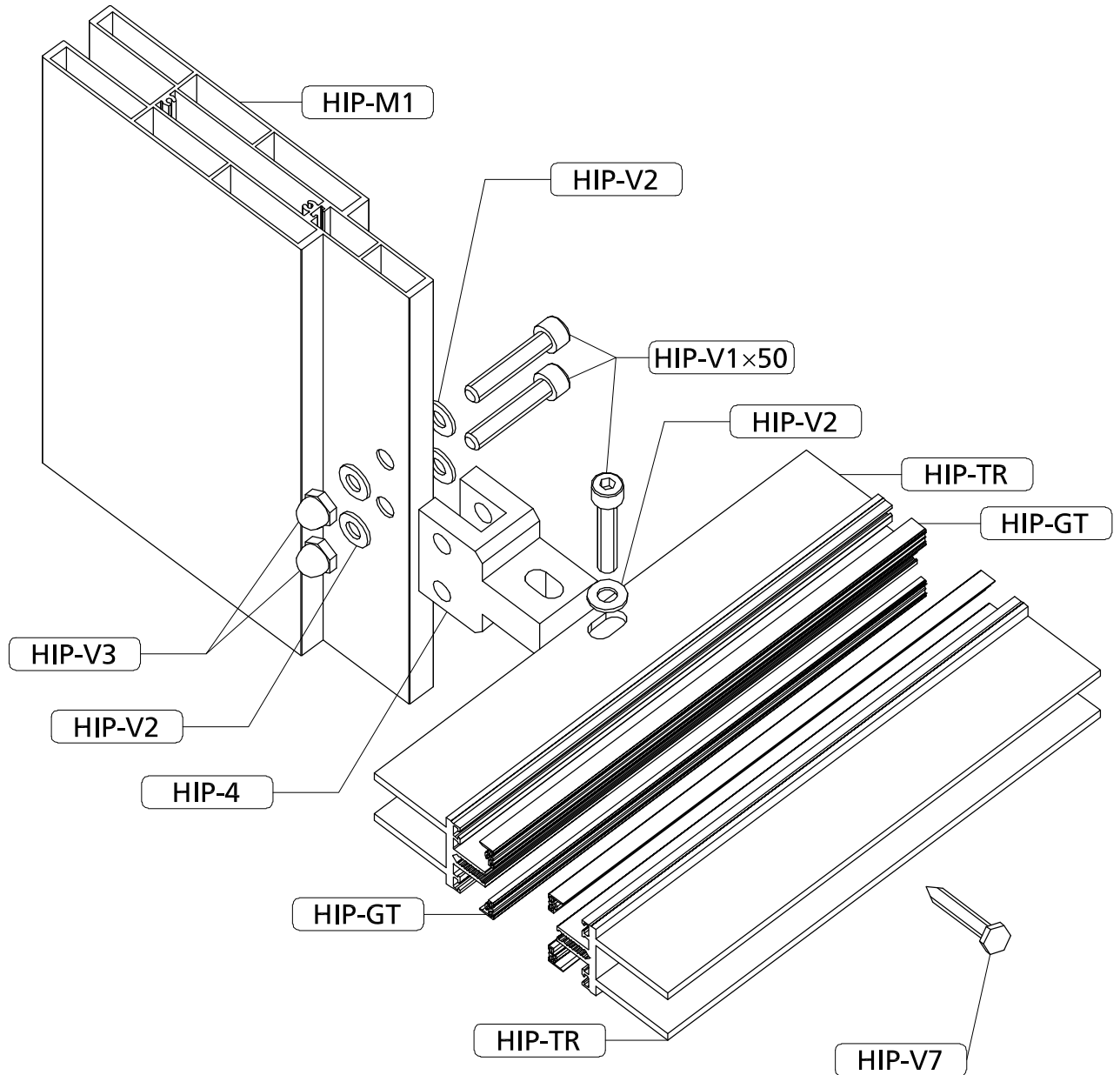


Tavola E9 - fissaggio delle staffe terminali sul profilo HIP-M1
Table E9 - fixing of end stirrups on HIP-M1 profile



HIP system

Tavola E10 - fissaggio dei trasversi sul profilo HIP-M1
Table E10 - fixing of transoms on HIP-M1 profile

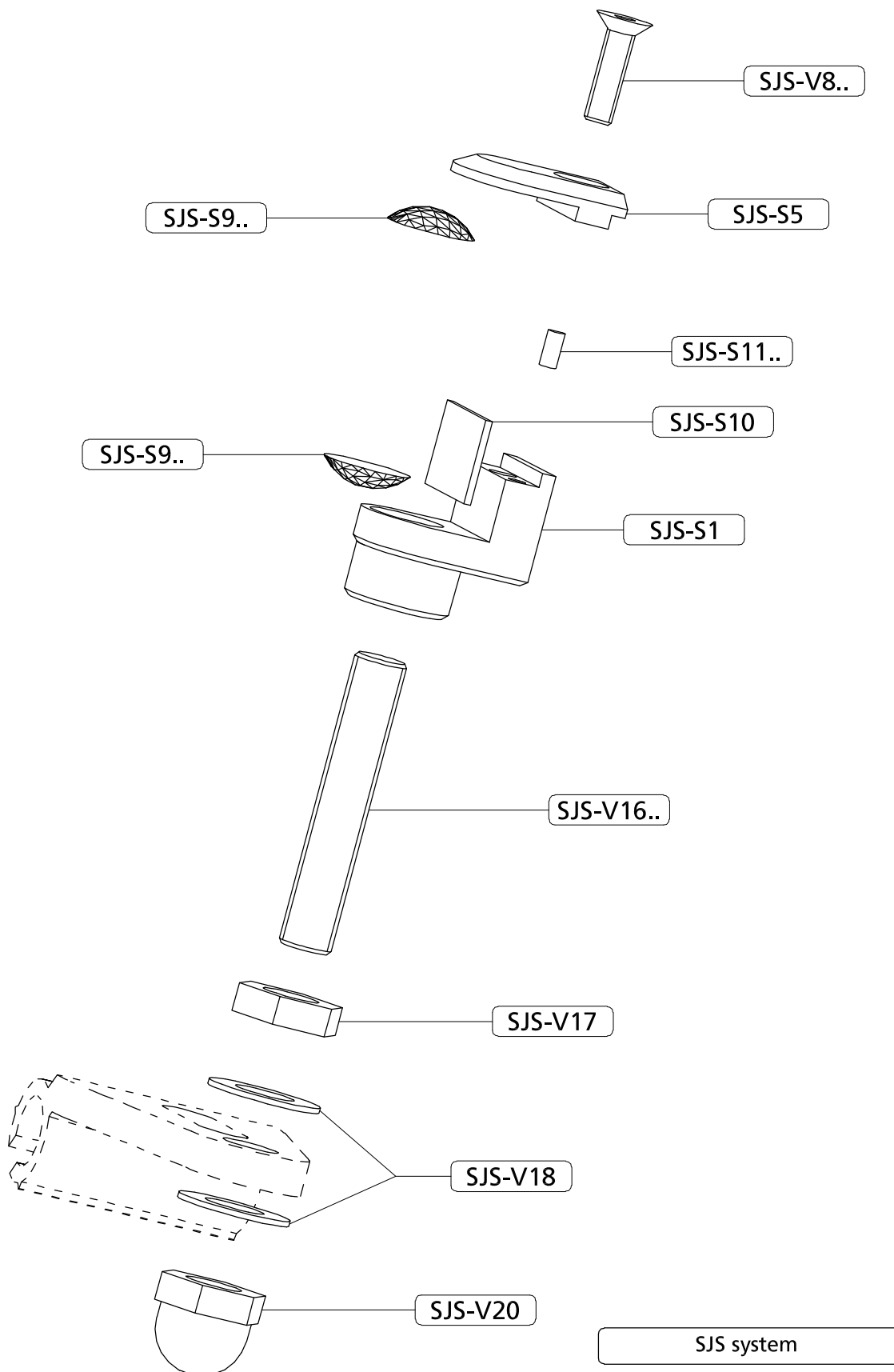


Tavola E11 - sostegno una via
Table E11 - one way anchorage

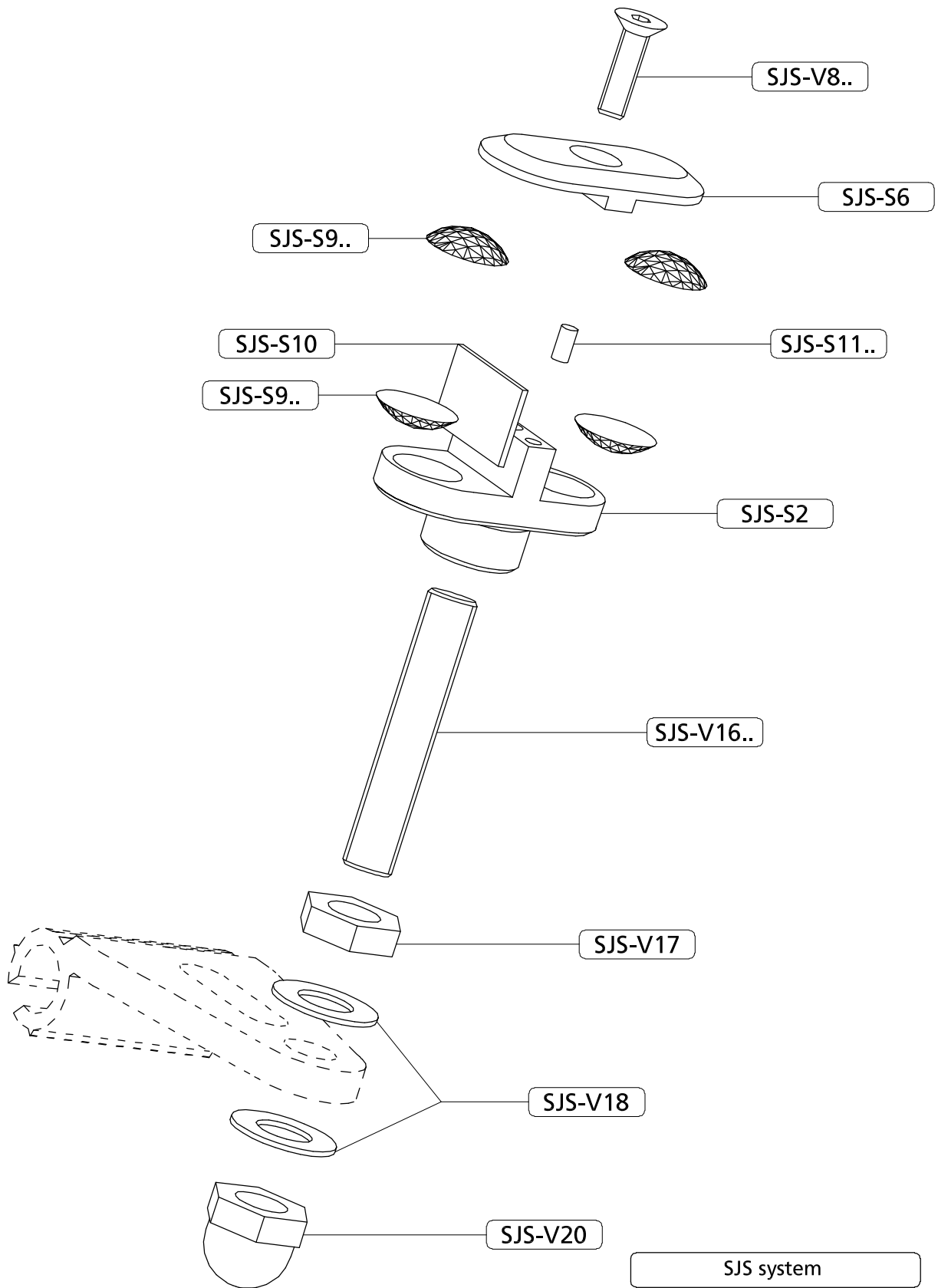


Tavola E12 - sostegno due vie
Table E12 - two ways anchorage

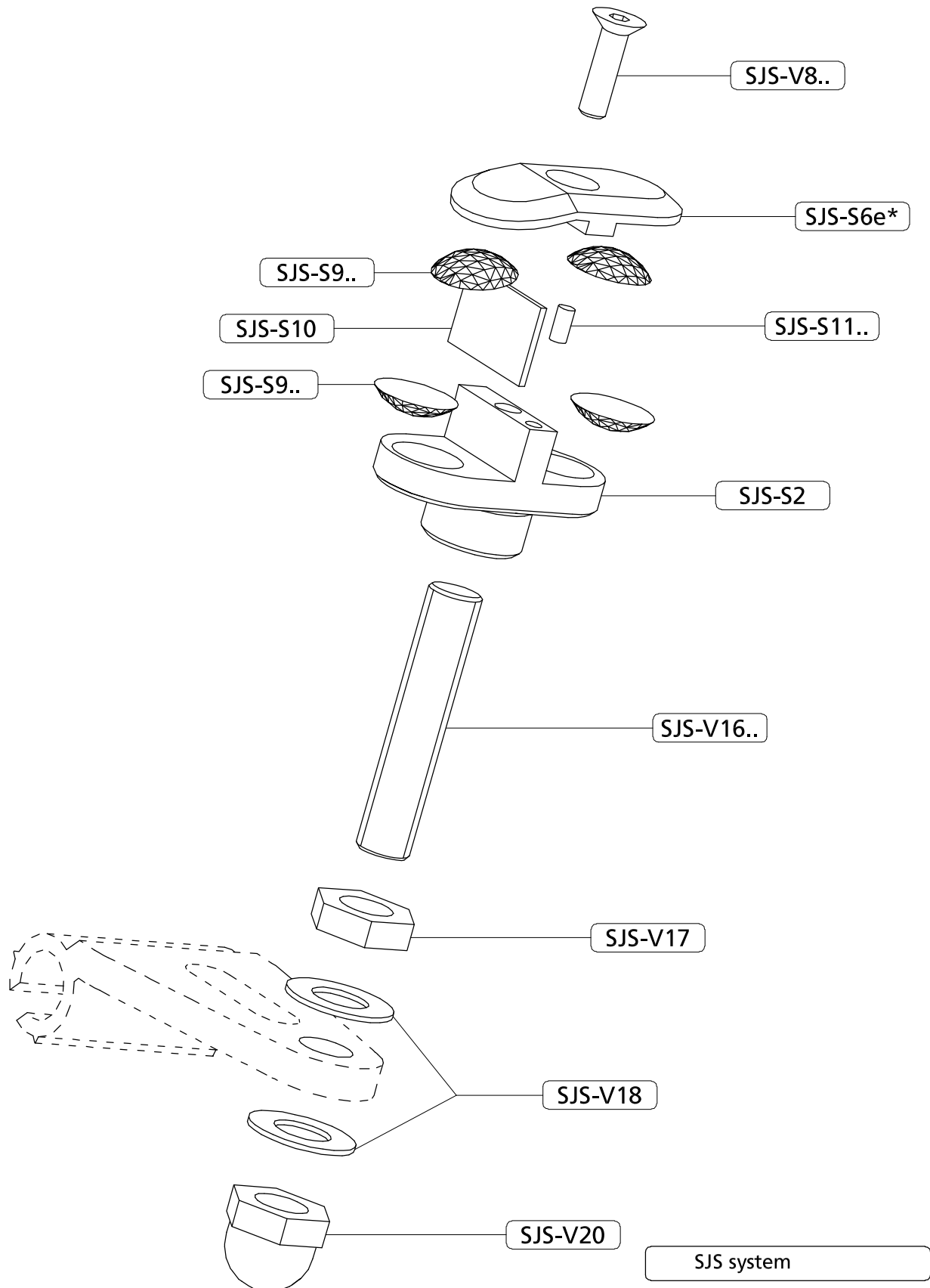


Tavola E13 - sostegno due vie angolo esterno variabile su un lato
 Table E13 - two ways anchorage with external variable angle on one side

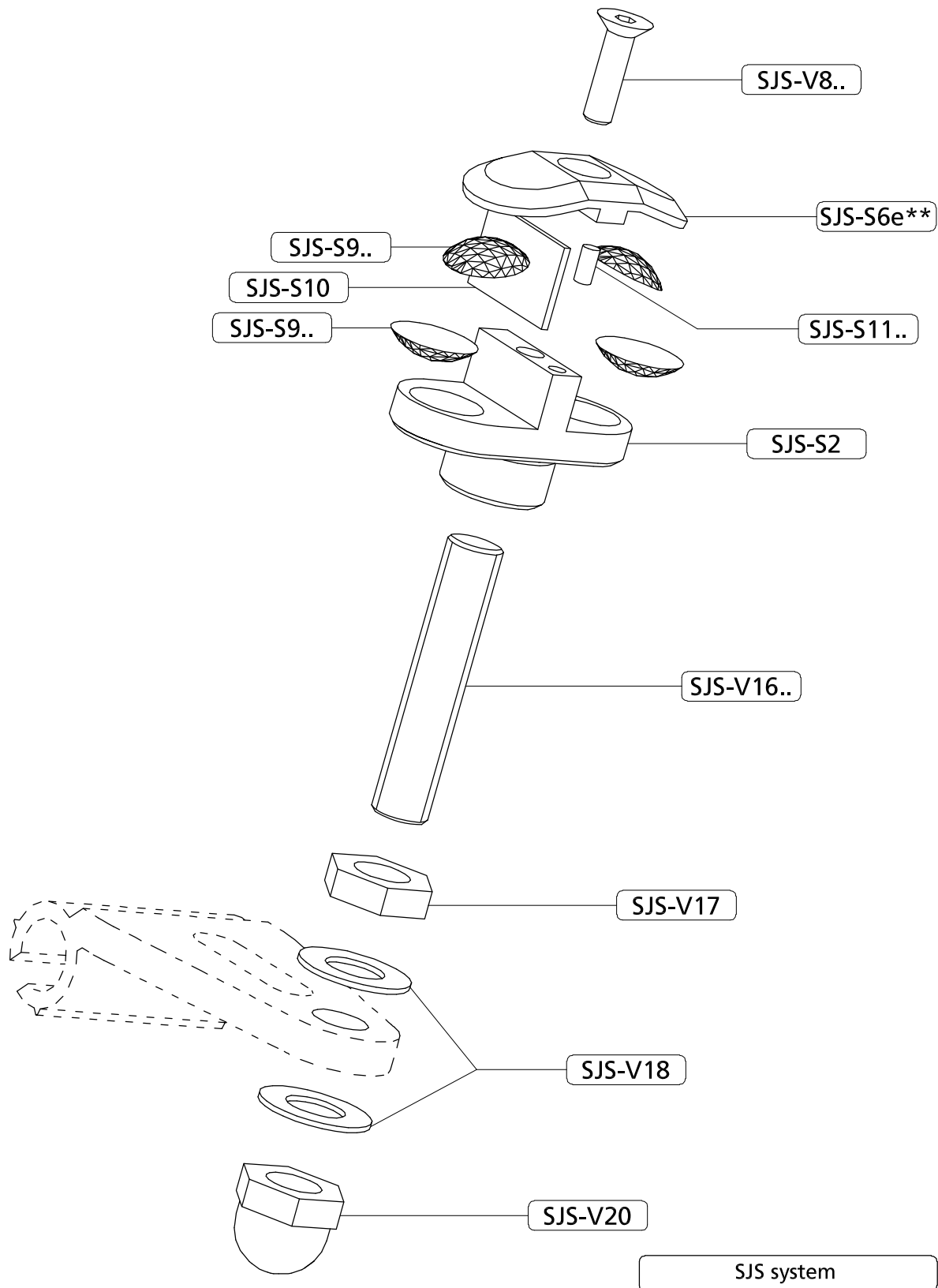


Tavola E14 - sostegno due vie angolo esterno variabile su due lati
Table E14 - two ways anchorage with external variable angle on two sides

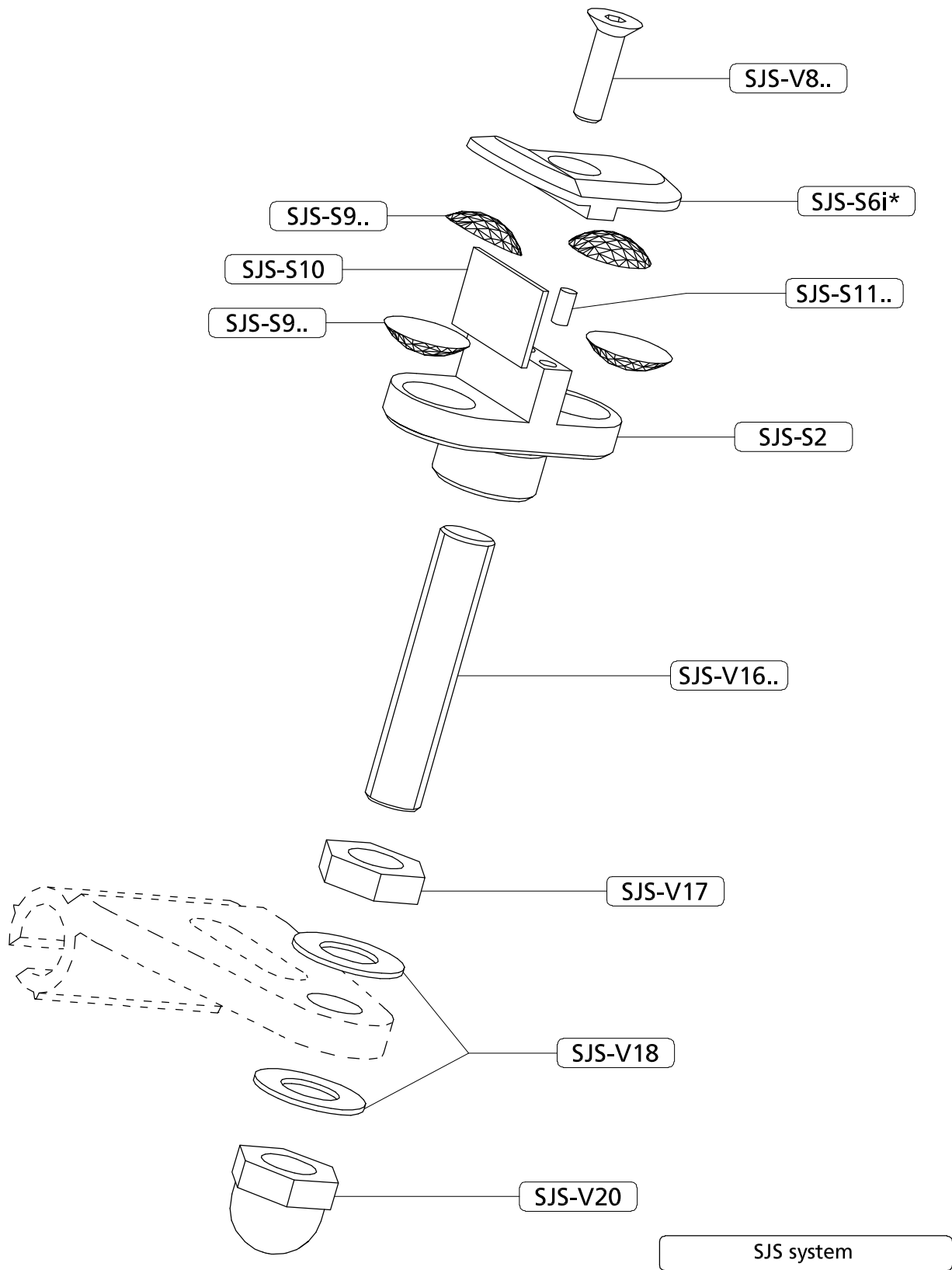


Tavola E15 - sostegno due vie angolo interno variabile su un lato
Table E15 - two ways anchorage with internal variable angle on one side

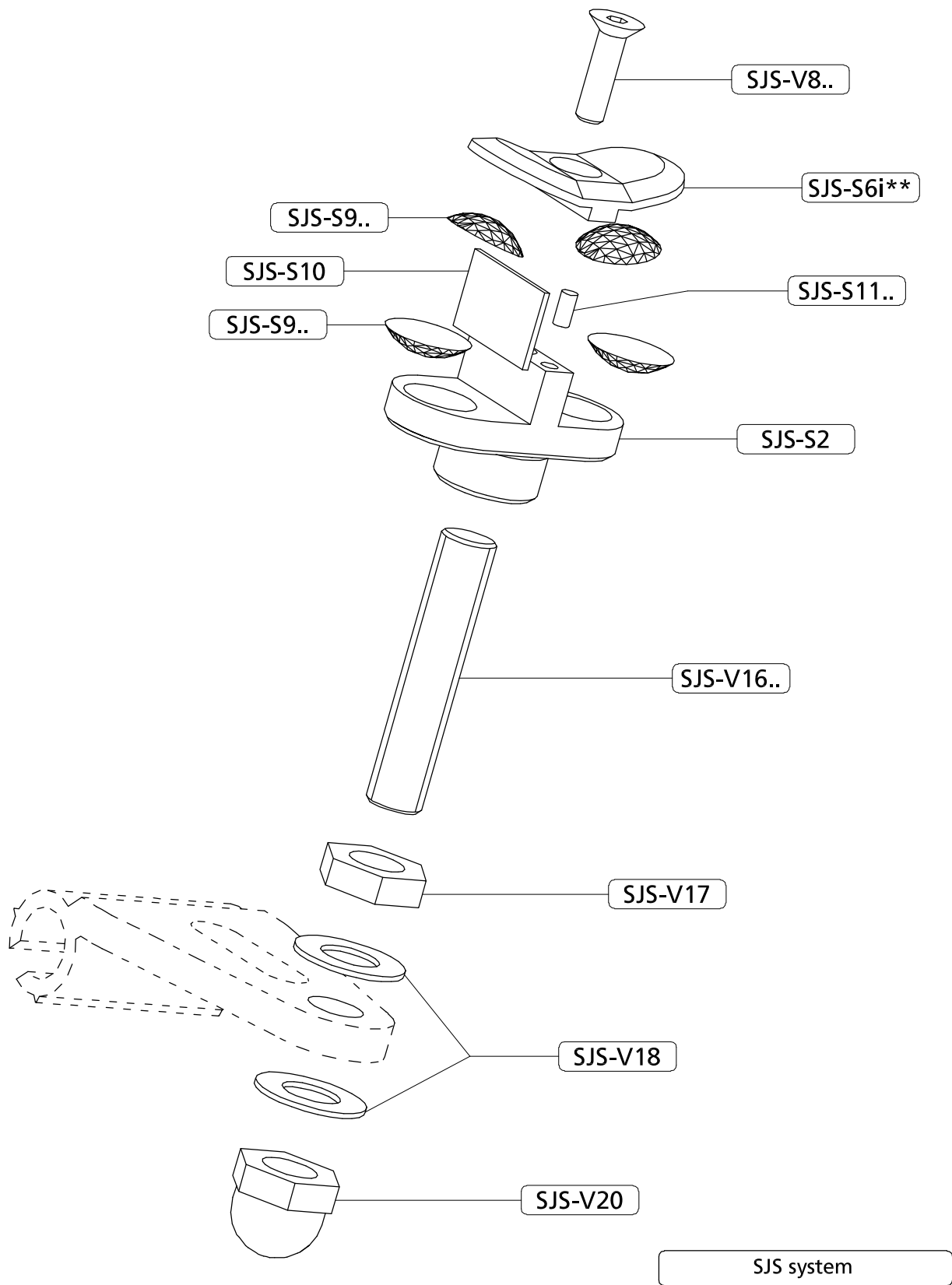


Tavola E16 - sostegno due vie angolo interno variabile su due lati
Table E16 - two ways anchorage with internal variable angle on two sides

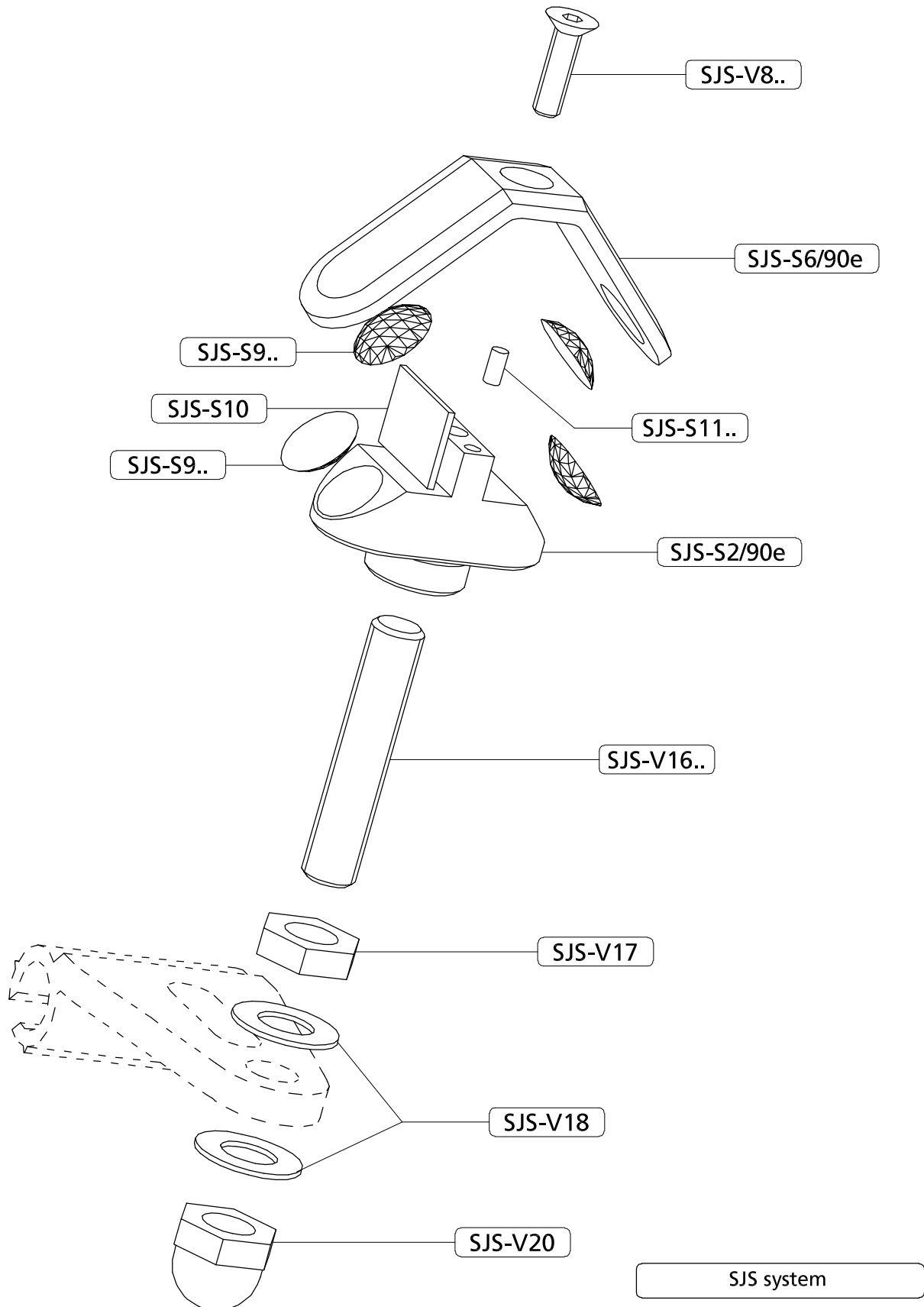


Tavola E17 - sostegno due vie angolo esterno 90°
Table E17 - two ways anchorage with external angle 90°

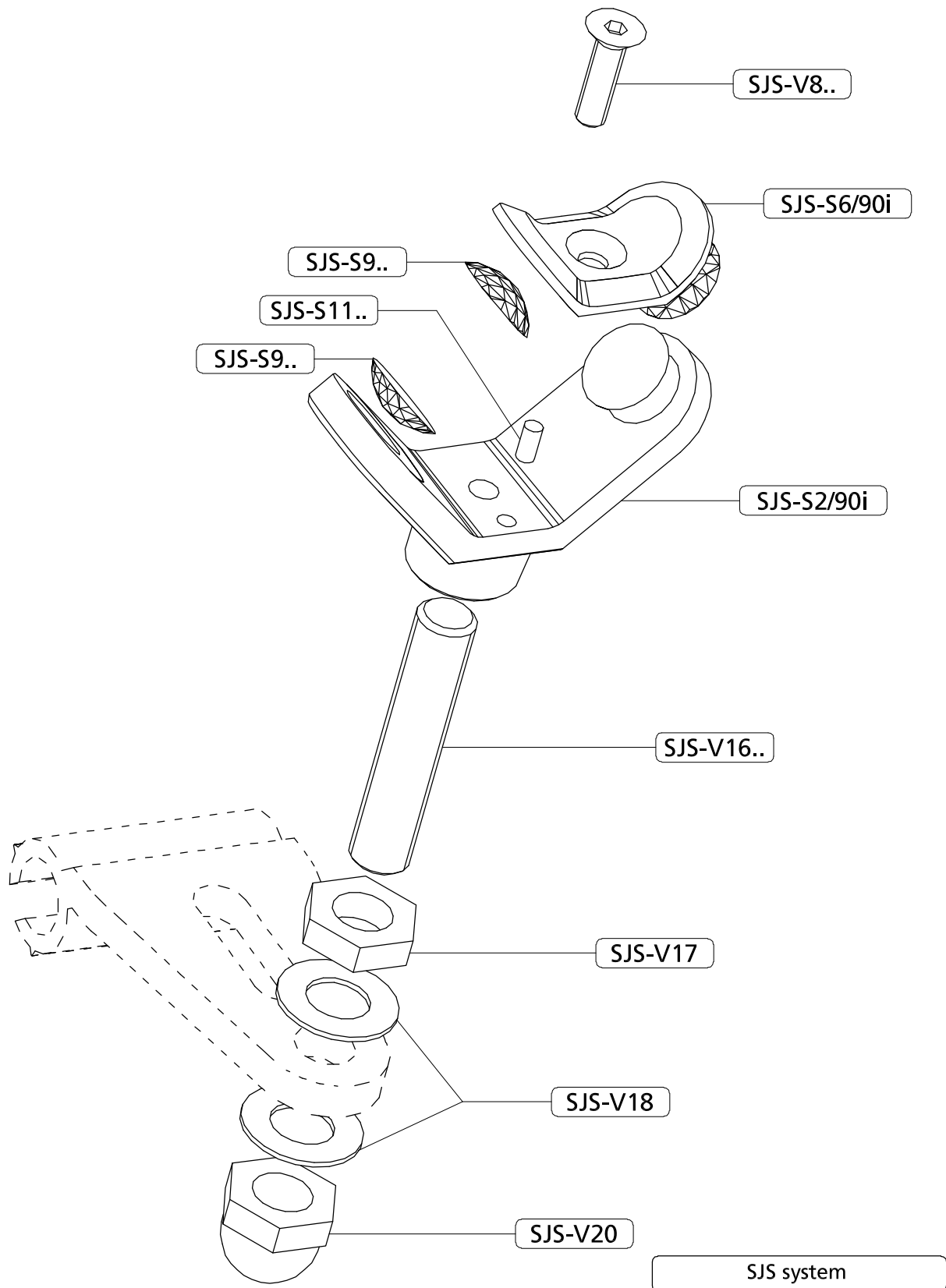


Tavola E18 - sostegno due vie angolo interno 90°
Table E18 - two ways anchorage with internal angle 90°

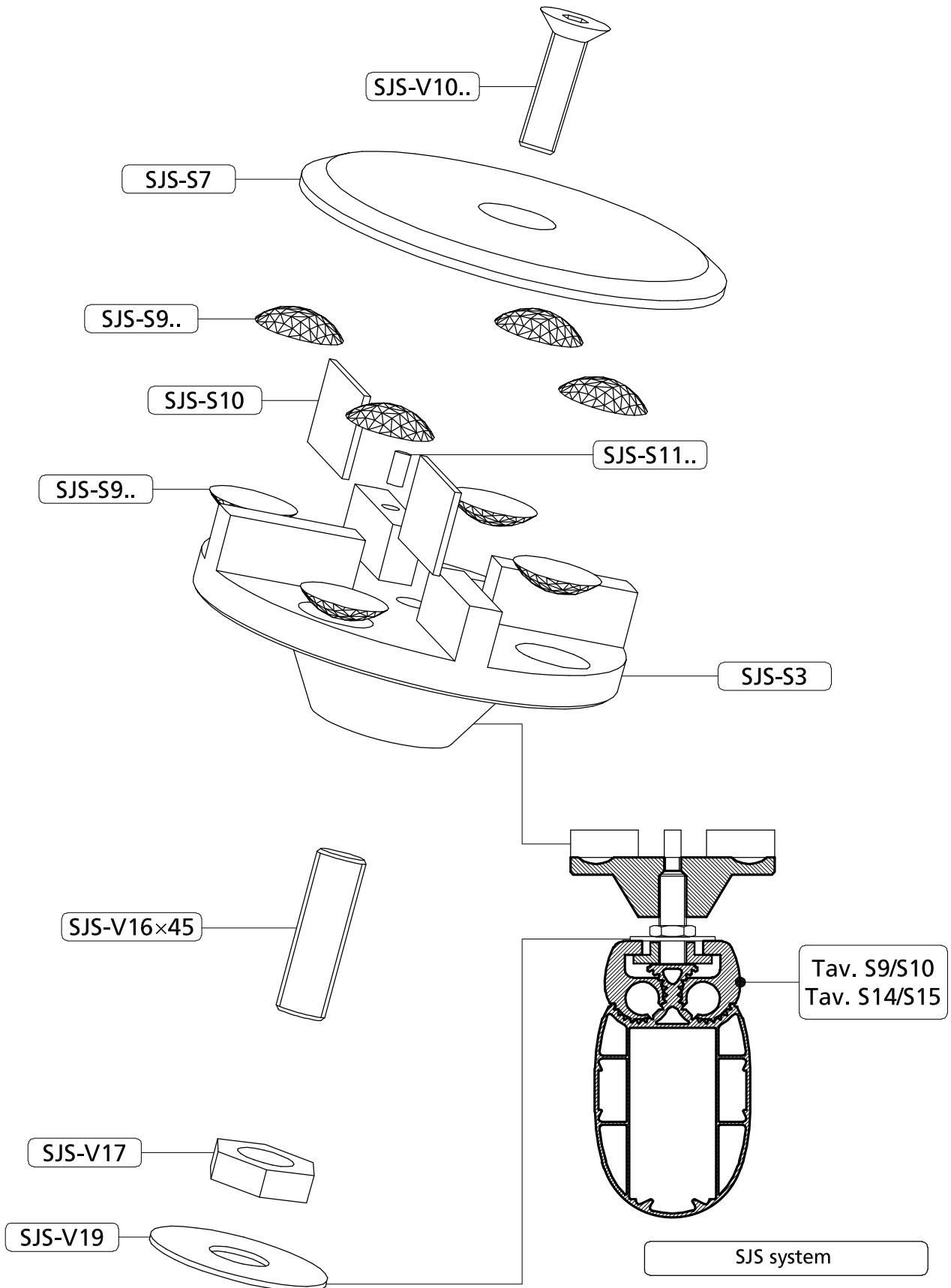


Tavola E19 - sostegno quattro vie tipo A
Table E19 - four ways anchorage A type

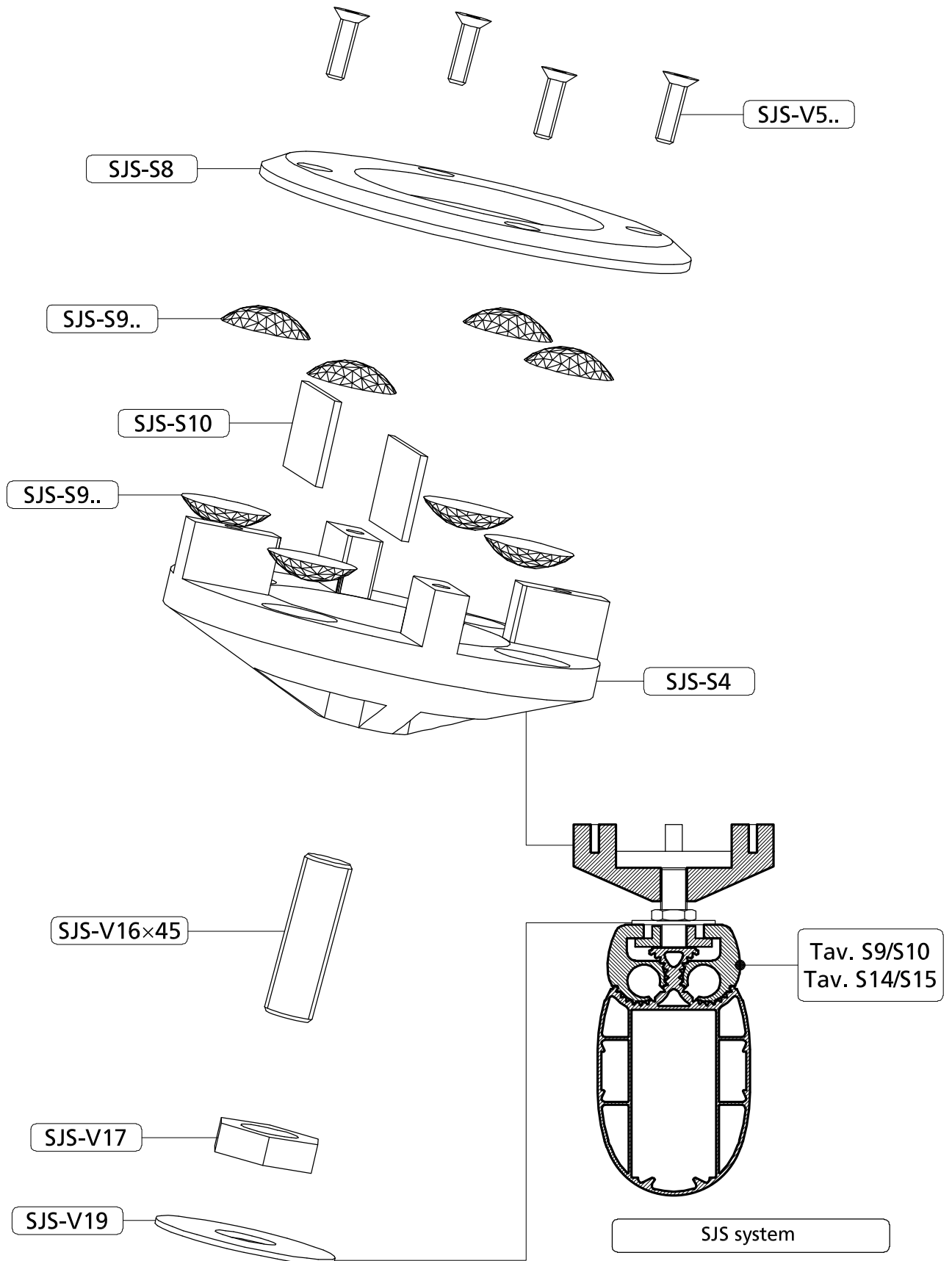


Tavola E20 - sostegno quattro vie tipo B
Table E20 - four ways anchorage B type

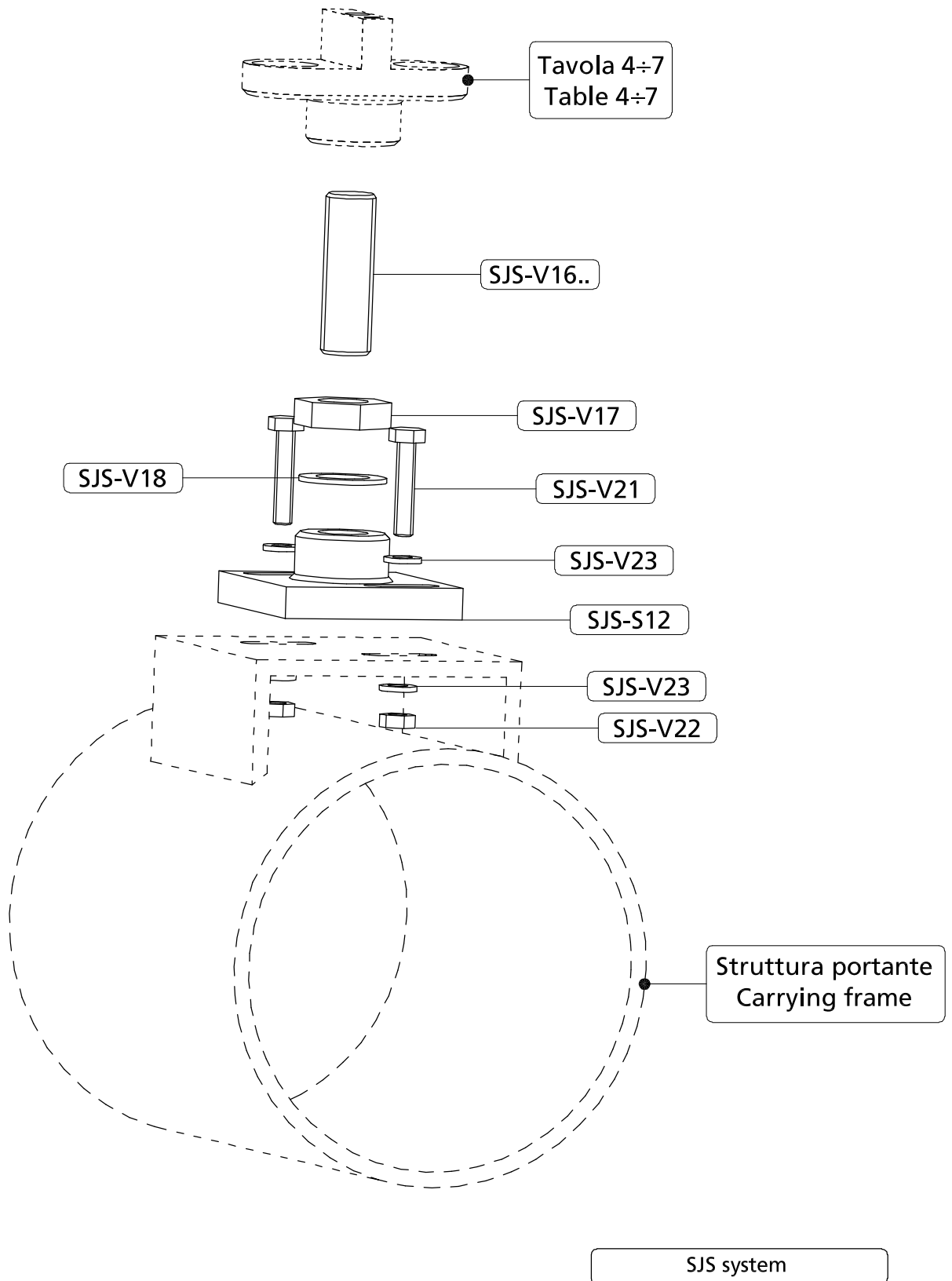


Tavola E21 - fissaggio base per supporti su struttura portante in acciaio
Table E21 - base fixing for supports on steel carrying frame

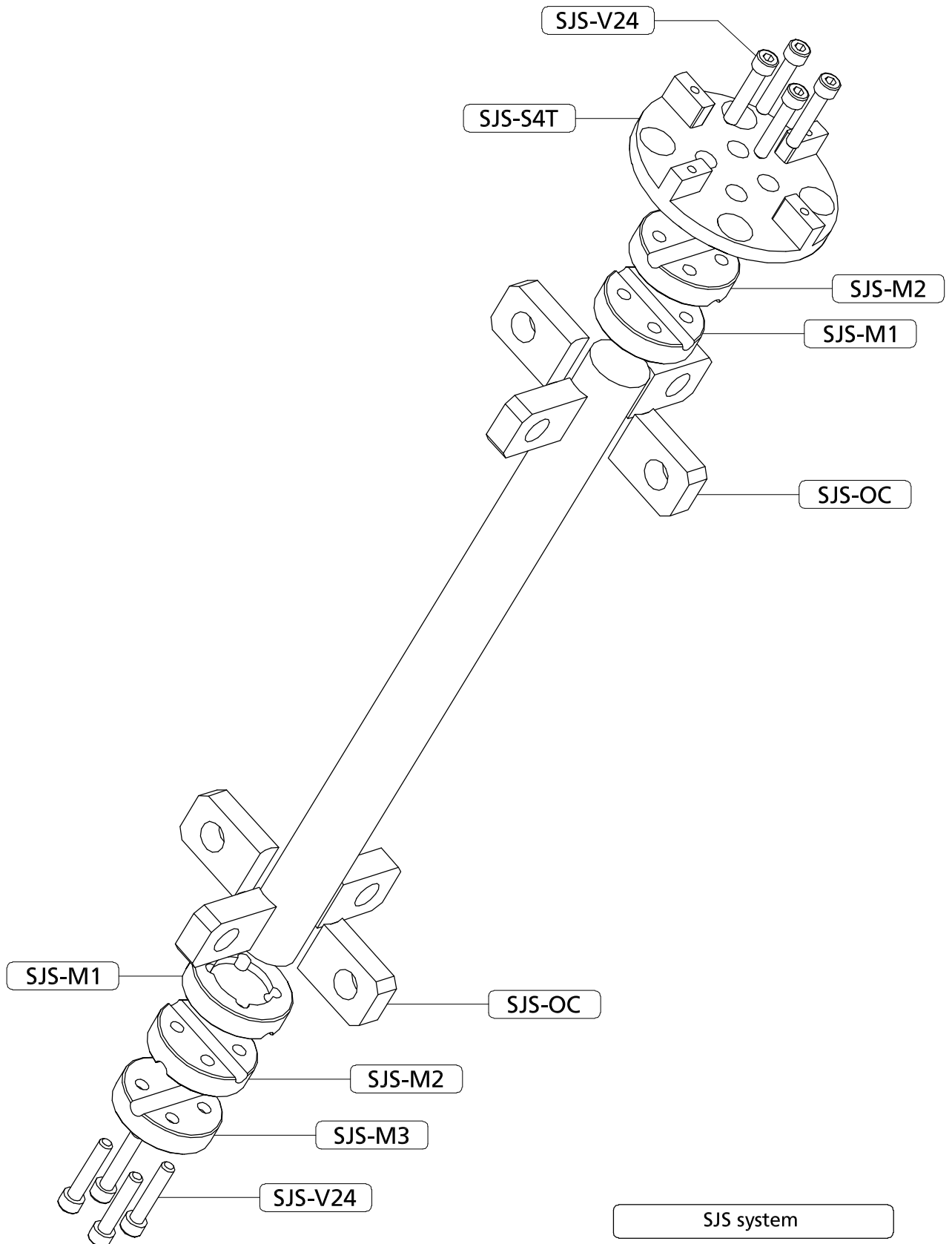
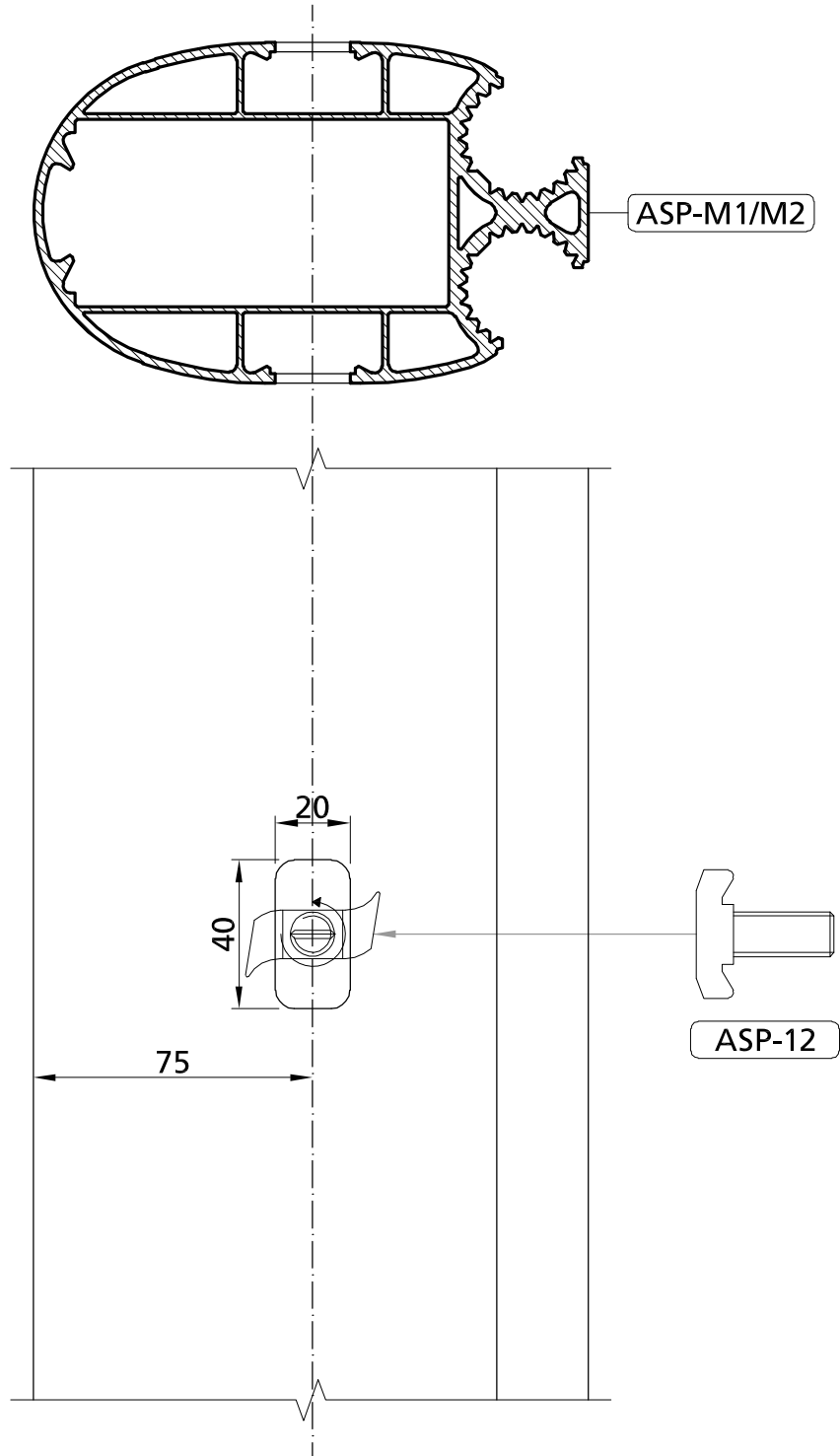


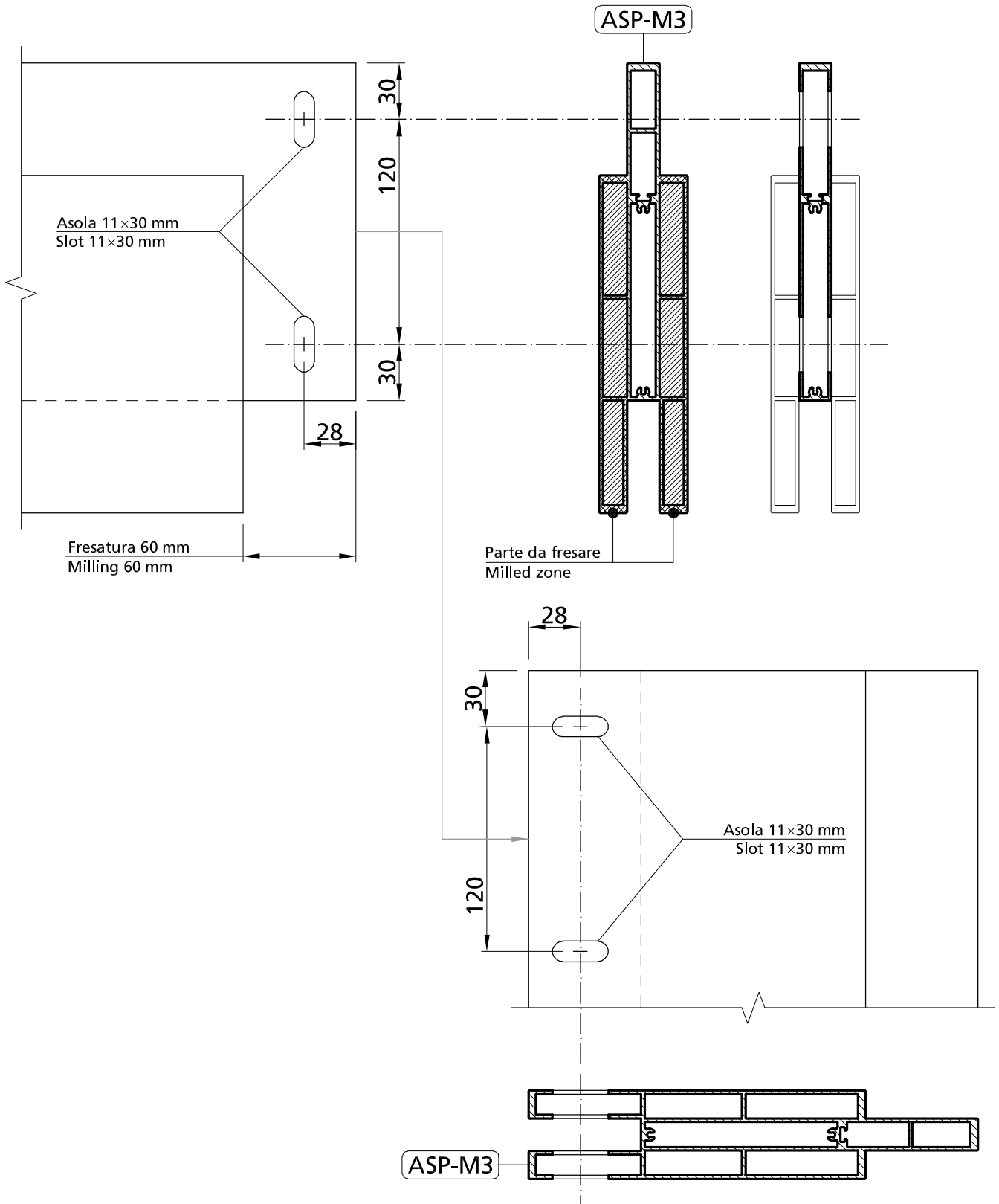
Tavola E22 - puntone per tensostruttura
Table E22 - strut for tensile-structure

Lavorazioni
Working



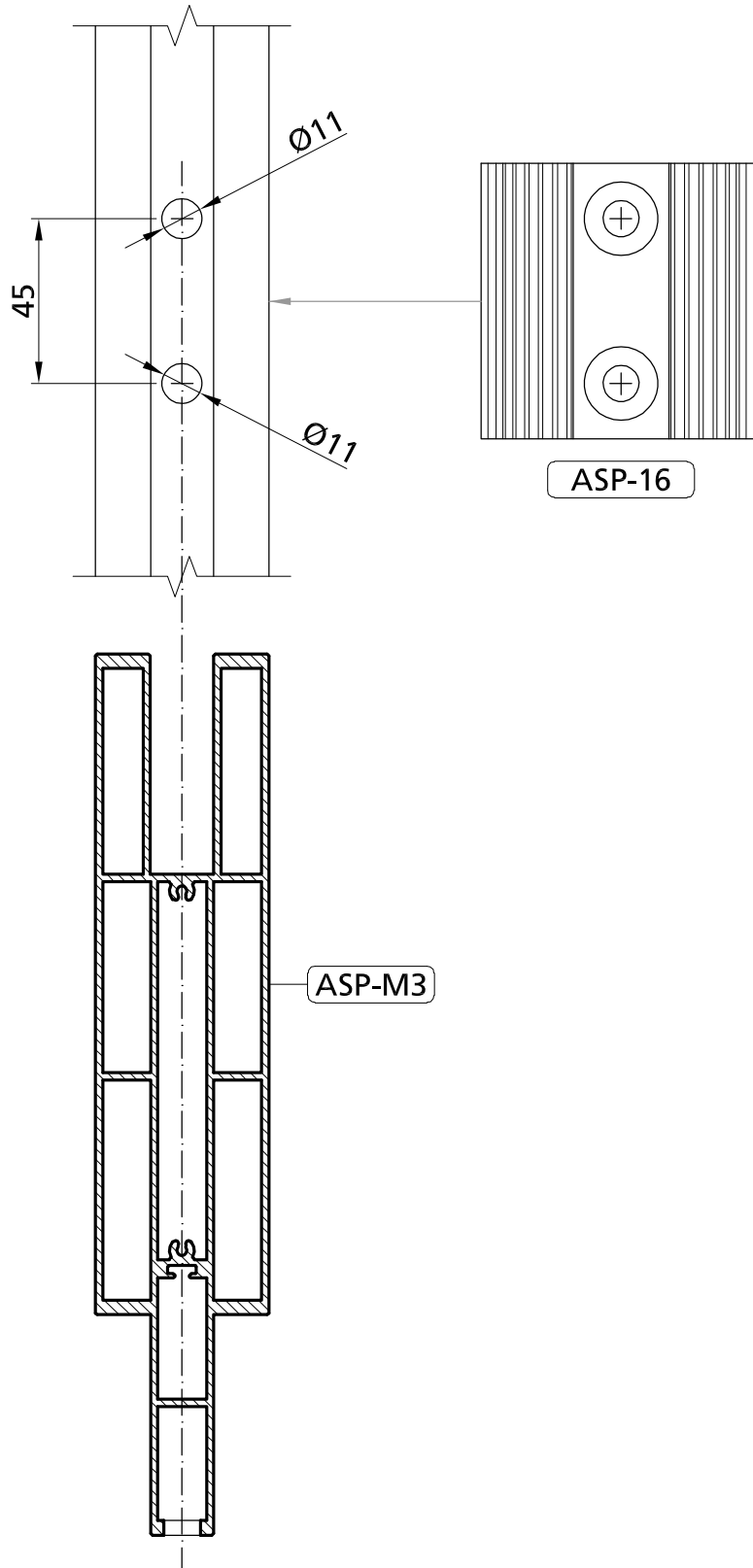
ASP system	Scala / Scale 1:2	Sezioni / Sections Tav. S5/S6/S22
------------	-------------------	-----------------------------------

Tavola L1 - posizione asola per fissaggio staffe ASP-6
Table L1 - position of slot for fixing stirrups ASP-6



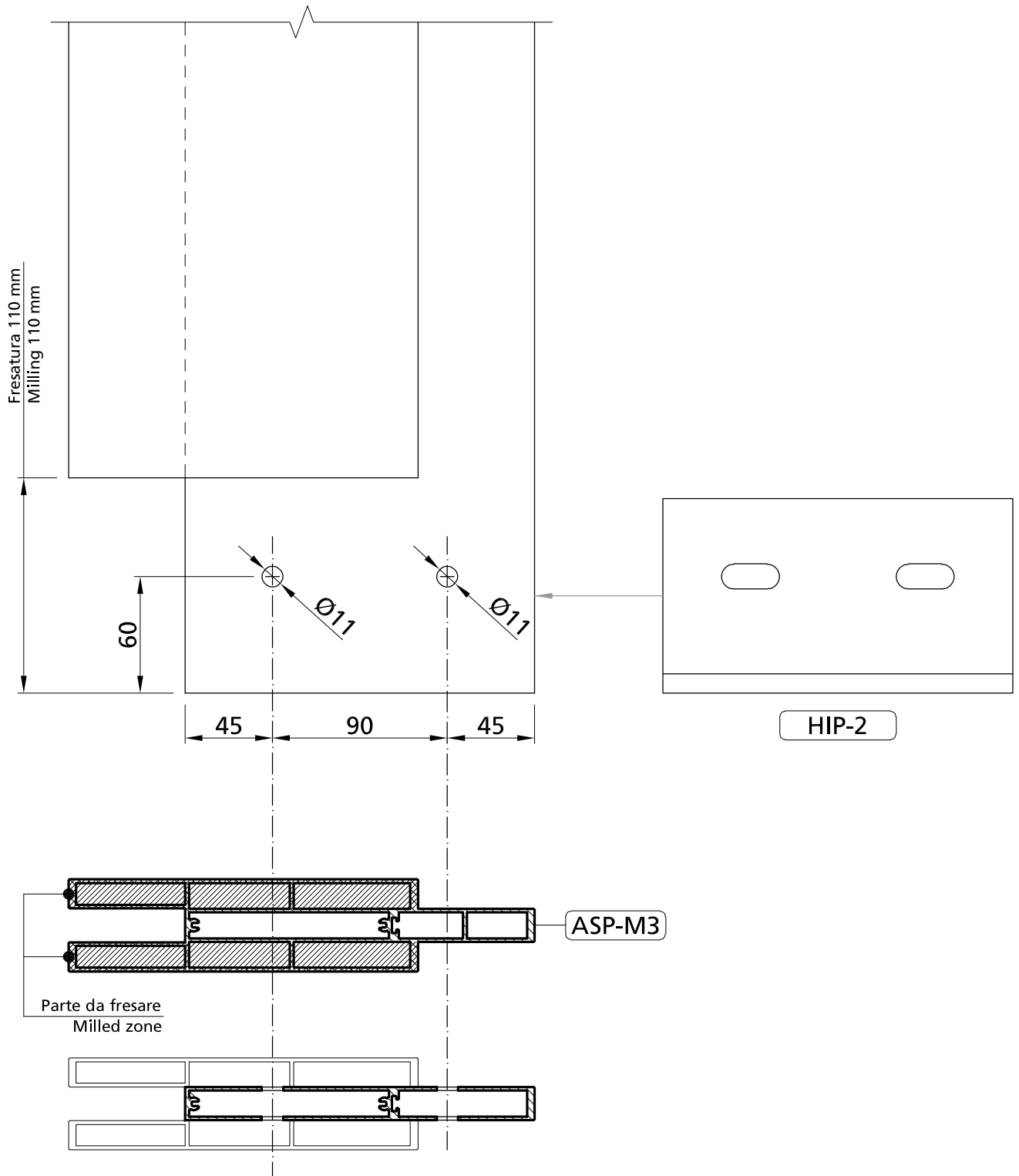
HIP system	Scala / Scale 1:3	Sezioni / Sections Tav. S29
------------	-------------------	-----------------------------

Tavola L2 - fresatura e asole per accoppiamento trave/montante con profilo HIP-M1
Table L2 - milling and slots for beam/upright joint in HIP-M1 profile



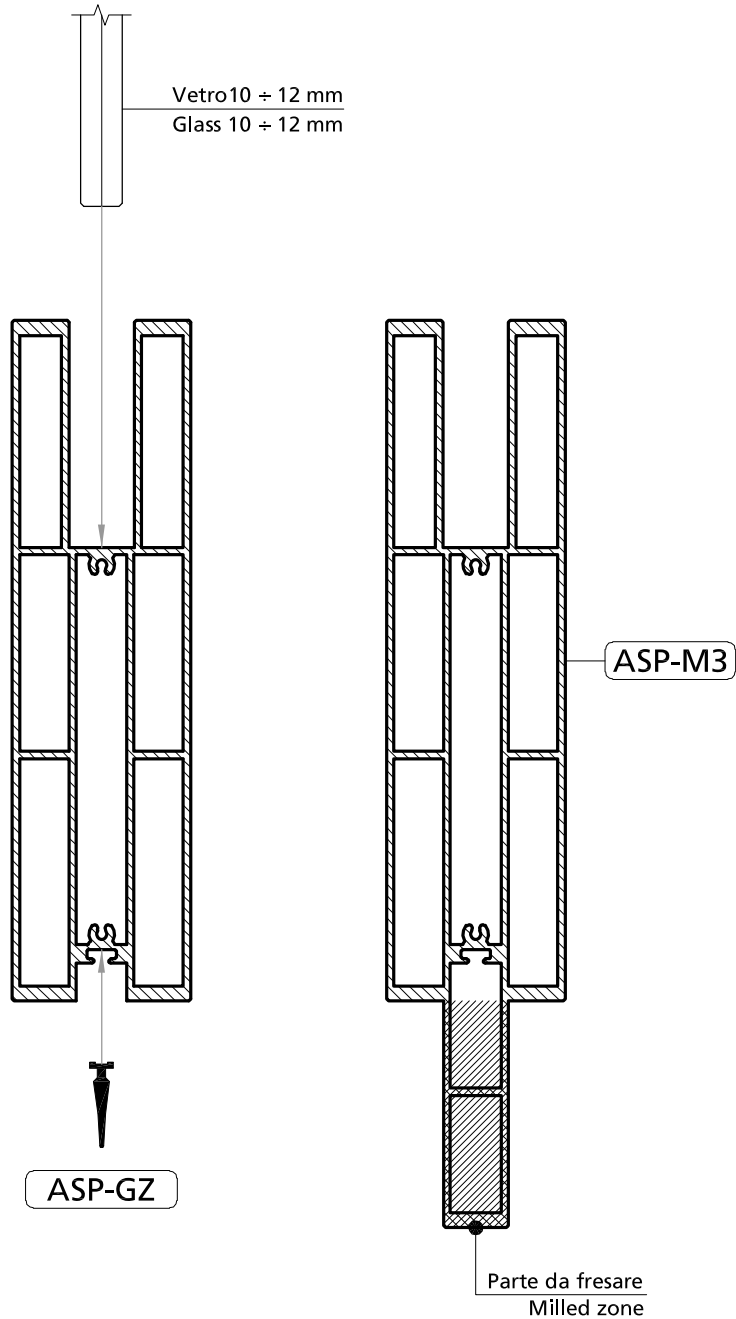
HIP system	Scala / Scale 1:2	Sezioni / Sections Tav. S27
------------	-------------------	-----------------------------

Tavola L3 - foratura per posizionamento base ASP-16 su profilo HIP-M1
Table L3 - drilling for positioning base ASP-16 on HIP-M1 profile



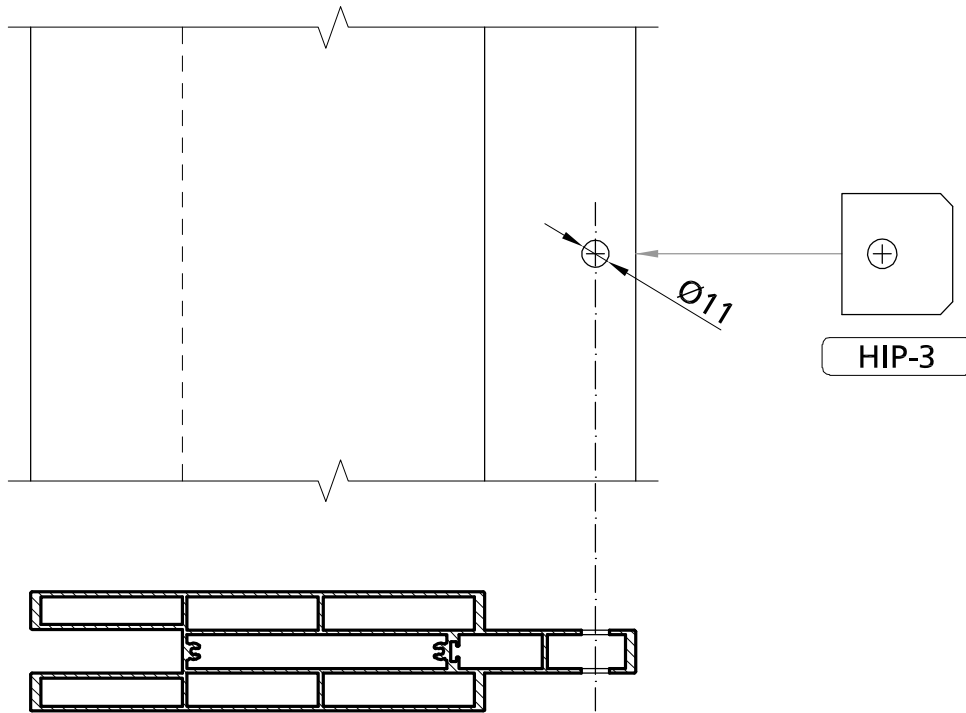
HIP system	Scala / Scale 1:3	Sezioni / Sections Tav. S30
------------	-------------------	-----------------------------

Tavola L4 - foratura per posizionamento staffe terminali su profilo HIP-M1
Table L4 - drilling for positioning end stirrup on HIP-M1 profile

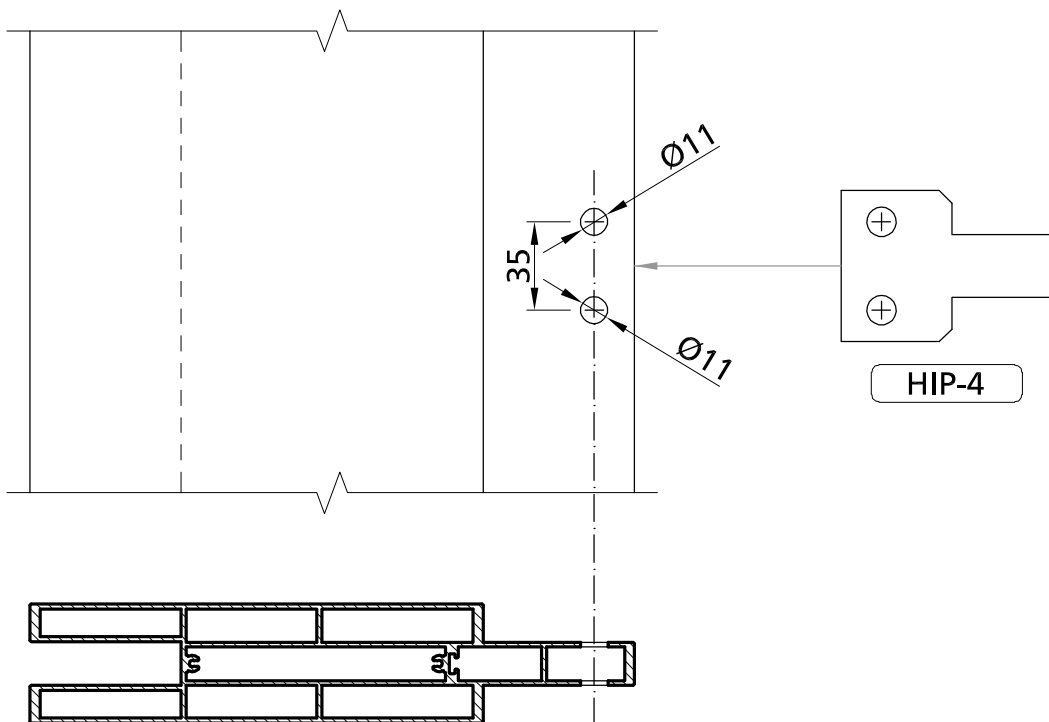


HIP system	Scala / Scale 1:2	Sezioni / Sections Tav. S32
------------	-------------------	-----------------------------

Tavola L5 - fresatura per profilo porta superiore/inferiore
Table L5 - milling for upper/lower door profile

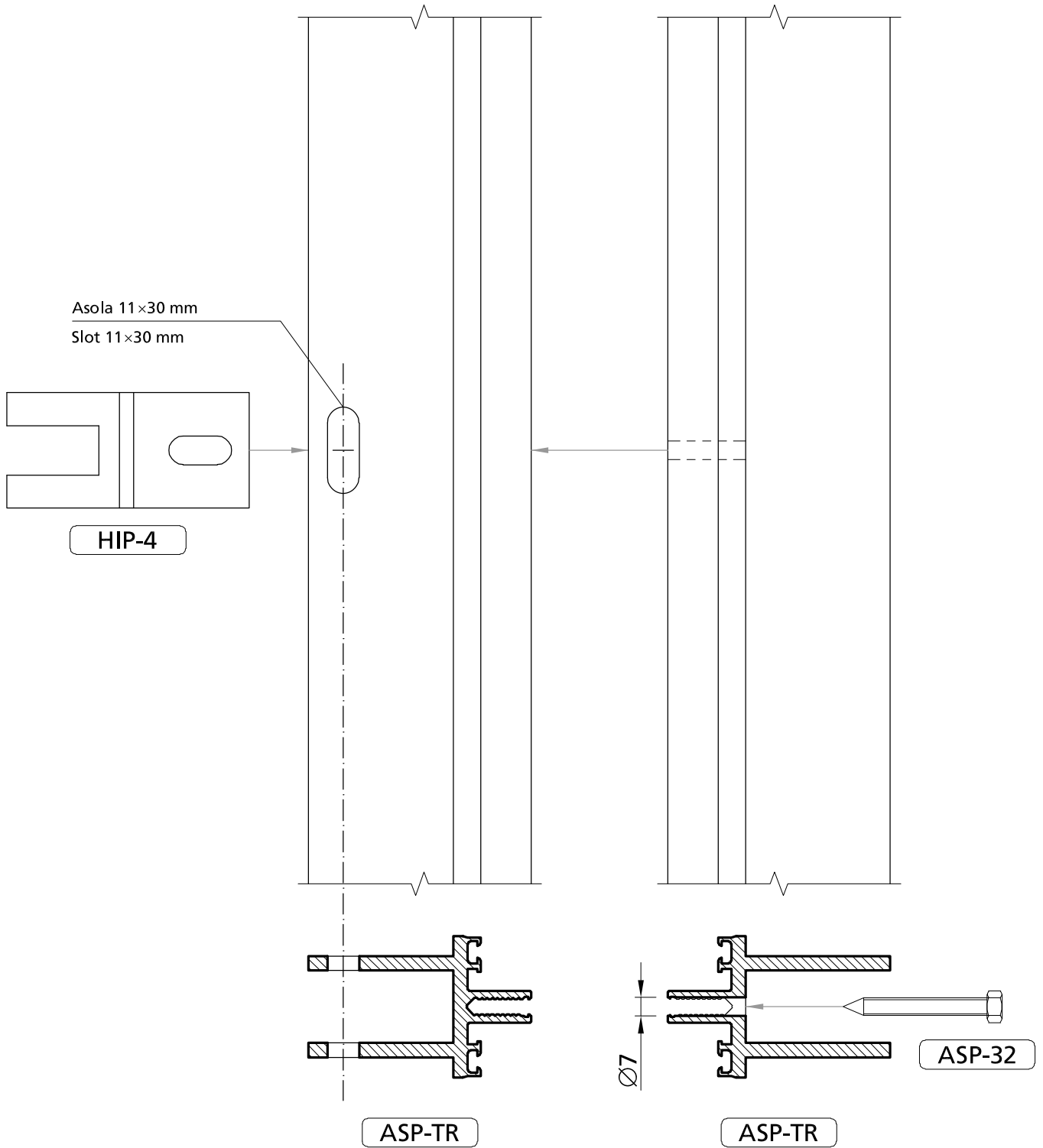


HIP system	Scala / Scale 1:3	Sezioni / Sections Tav. S28
------------	-------------------	-----------------------------



HIP system	Scala / Scale 1:3	Sezioni / Sections Tav. S33/S34
------------	-------------------	---------------------------------

Tavola L6 - forature su profilo HIP-M1 per posizionamento supporti e/o traversi
 Table L6 - drilling on HIP-M1 profile for positioning supports and/or transoms



HIP system	Scala / Scale 1:2	Sezioni / Sections Tav. S33/S34
------------	-------------------	---------------------------------

Tavola L7 - asola e foro per montaggio trasversi HIP-TR
Table L7 - slot and drill for installation transome HIP-TR

Listino prezzi
Prices list

ARTICOLO article	UNITÀ unit	PREZZO € price
ASP-M1"	m	€/ml 65,00
ASP-M2"	m	€/ml 50,00
ASP-CO"	m	€/ml 4,80
HIP-M1"	m	€/ml 75,00
HIP-M2"	m	€/ml 48,00
HIP-TR"	m	€/ml 32,00
HIP-OM"	m	€/ml 3,10
HIP-PP"	m	€/ml 12,00
ASP-GS	m	€/ml 3,06
HIP-GT	m	€/ml 1,54
HIP-GZ	m	€/ml 2,35
HIP-SP	m	€/ml 1,08
ASP-1	cad.	€/cad. 40,00
ASP-2	cad.	€/cad. 36,00
ASP-3	cad.	€/cad. 15,00
ASP-4	cad.	€/cad. 63,00
ASP-5	cad.	€/cad. 35,00
ASP-6	cad.	€/cad. 32,00
ASP-7	cad.	€/cad. 5,80
ASP-8	cad.	€/cad. 5,30
ASP-9×30	%	€ 16,00 %
ASP-9×60	%	€ 26,46 %
ASP-9×70	%	€ 41,00 %
ASP-10	%	€ 2,09 %
ASP-11	%	€ 107,23 %
ASP-12	%	€ 312,23 %
ASP-13	%	€ 94,92 %
ASP-14	%	€ 24,00 %
ASP-15	cad.	€ 26,00 %
ASP-16	cad.	€/cad. 45,00

ARTICOLO article	UNITÀ unit	PREZZO € price
ASP-17	cad.	€/cad. 9,00
ASP-18C	%	€ 19,00 %
ASP-18L	%	€ 23,00 %
ASP-19	%	€ 121,00 %
ASP-20	%	€ 18,00 %
ASP-21	cad.	€/cad. 44,00
ASP-22	%	€ 12,00 %
ASP-23	cad.	€/cad. 30,85
ASP-24	%	€ 23,00 %
HIP-1	cad.	€/cad. 10,00
HIP-2	cad.	€/cad. 37,00
HIP-3	cad.	€/cad. 40,00
HIP-4	cad.	€/cad. 65,10
HIP-5	cad.	€/cad. 68,00
HIP-V1×50	%	€ 77,70 %
HIP-V1×60	%	€ 117,10 %
HIP-V2	%	€ 19,00 %
HIP-V3	%	€ 65,12 %
HIP-V4	%	€ 104,70 %
HIP-V5	%	€ 24,00 %
HIP-V6	%	€ 94,92 %
HIP-V7	%	€ 42,40 %
HIP-V8	%	€ 25,00 %
SJS-S1	cad.	€/cad. 23,00
SJS-S2	cad.	€/cad. 26,00
SJS-S2/90e	cad.	€/cad. 110,00
SJS-S2/90i	cad.	€/cad. 120,00
SJS-S3	cad.	€/cad. 85,00
SJS-S4	cad.	€/cad. 88,00
SJS-S4T	cad.	A RICHIESTA ON REQUEST

ARTICOLO article	UNITÀ unit	PREZZO € price
SJS-S5	cad.	€/cad. 11,00
SJS-S6	cad.	€/cad. 14,00
SJS-S6e*	cad.	€/cad. 52,00
SJS-S6i*	cad.	€/cad. 52,00
SJS-S6e**	cad.	€/cad. 68,00
SJS-S6i**	cad.	€/cad. 68,00
SJS-S6/90e	cad.	€/cad. 105,00
SJS-S6/90i	cad.	€/cad. 100,00
SJS-S7	cad.	€/cad. 24,00
SJS-S8	cad.	€/cad. 26,00
SJS-S9×S*	cad.	€/cad. 2,30
SJS-S10	%	€ 10,50 %
SJS-S11×L	%	€ 30,00 %
SJS-S12	cad.	€/cad. 40,00
SJS-M1	cad.	A RICHIESTA ON REQUEST
SJS-M2	cad.	A RICHIESTA ON REQUEST
SJS-M3	cad.	A RICHIESTA ON REQUEST
SJS-OC	cad.	A RICHIESTA ON REQUEST
SJS-V5×30	%	€ 13,16 %
SJS-V5×40	%	€ 17,24 %
SJS-V8×30	%	€ 28,39 %
SJS-V8×40	%	€ 37,62 %
SJS-V8×50	%	€ 49,85 %
SJS-V10×30	%	€ 51,17 %
SJS-V10×40	%	€ 61,06 %
SJS-V16×45	cad.	€/cad. 1,92
SJS-V16×60	cad.	€/cad. 2,23
SJS-V16×80	cad.	€/cad. 2,65
SJS-V17	%	€ 59,79 %
SJS-V18	%	€ 15,37 %

ARTICOLO article	UNITÀ unit	PREZZO € price
SJS-V19	%	€ 66,51 %
SJS-V20	%	€ 294,43 %
SJS-V21	%	€ 24,00 %
SJS-V22	%	€ 18,00 %
SJS-V23	%	€ 12,00 %
SJS-V24	%	A RICHIESTA ON REQUEST
SJS-Z1	cad.	€/cad. 16,92
SJS-Z2	cad.	€/cad. 451,00


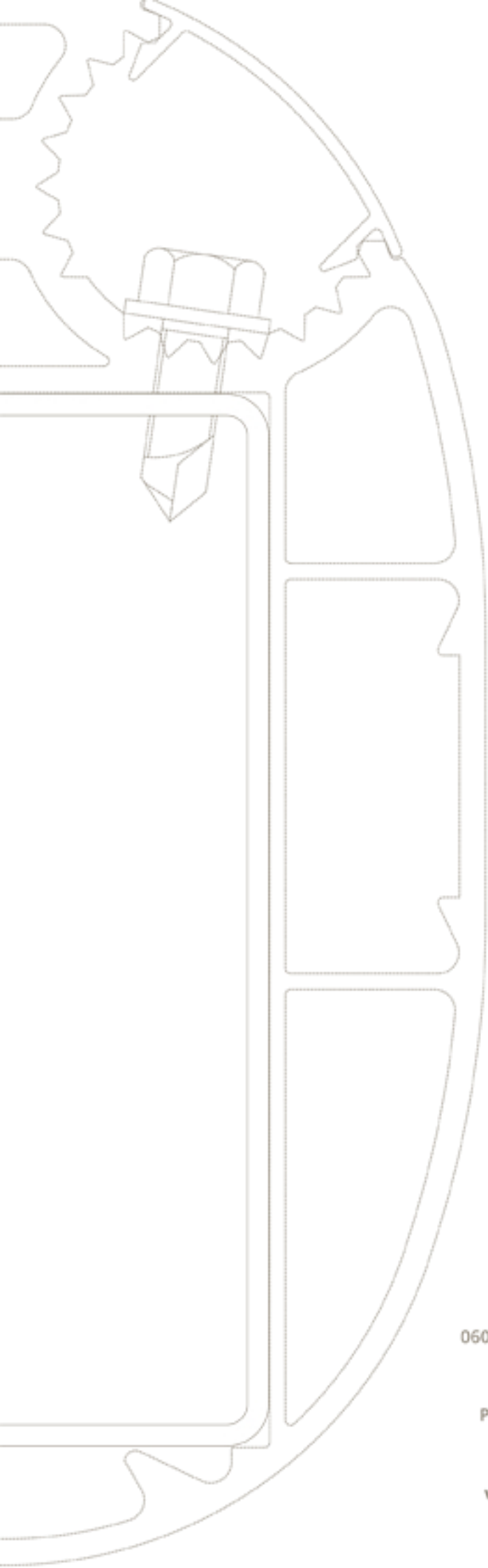
“I prezzi dei profili in alluminio riportati a listino sono da considerarsi validi per finitura superficiale ossidata argento naturale e possono variare a seconda delle oscillazioni della materia prima sul mercato internazionale.

Per avere la quotazione attuale e per le diverse finiture superficiali, contattare l'ufficio acquisti.

“The prices of aluminium profiles on the price list are to be considered only for natural anodized surface and they can change in function of the international market fluctuations of raw material.

For the current quotation and for the different finishing contact the commercial office.

*SJS-S9×S			
spessore del vetro glass section		calotta sferica spherical cap	
da from	a to	ext	int
10 mm	13 mm	S=7 mm	S=14 mm
14 mm	17 mm	S=7 mm	S=10 mm
18 mm	34 mm	S=7 mm	S=7 mm
spessore del vetro > 34 mm S=a richiesta glass section > 34 mm S= on request			



Zona industriale, 100
06030 Giano dell'Umbria
Perugia - Italy

Phone +39 0742 99493
Fax +39 0742 99698
info@lillisystems.com
www.lillisystems.com