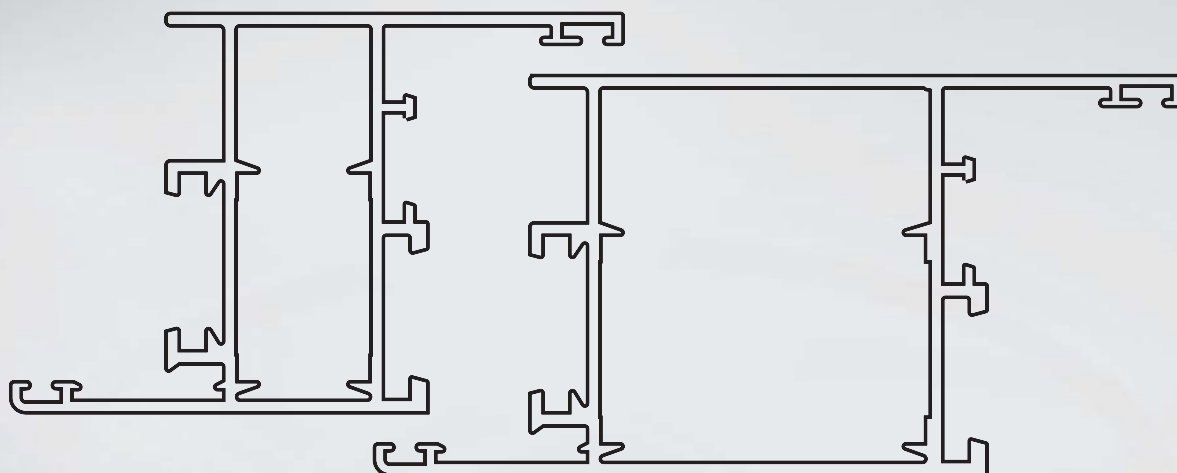


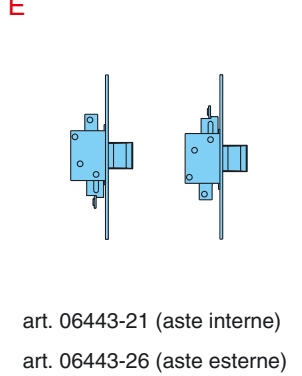
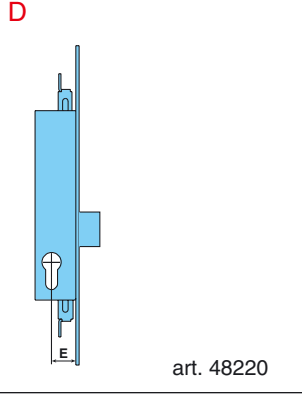
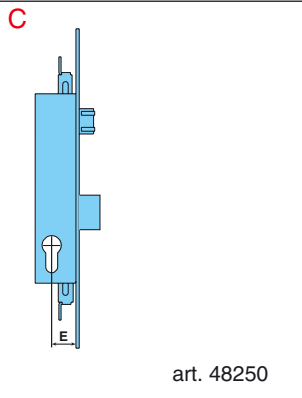
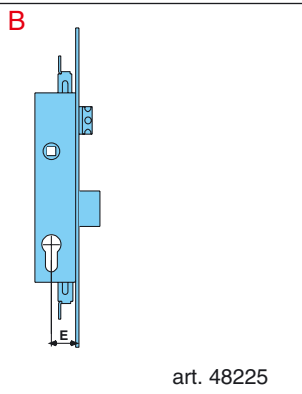
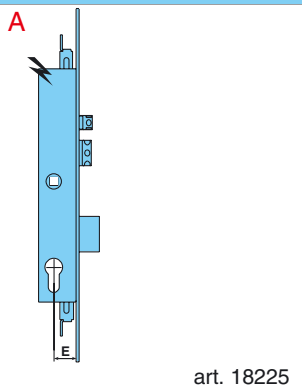


*Manuale per installazione serrature su sistemi
Planet 45-50 TT, Elite 70 TT*

AL SYSTEM



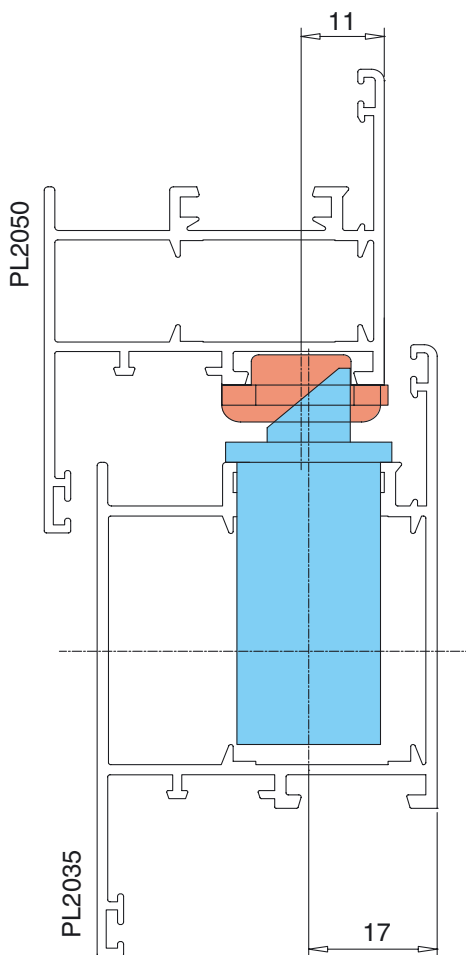
Planet 45 Sormonto



CONTR. REGOLABILE IN METALLO			
A-B	C	D	DEVIATORI
06463-32	06463-32 [17]	06465-42	06465-42 (pz. 2)
[17] = INSERTO PER RULLO ART. 06141-71			

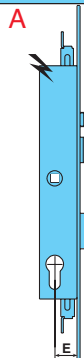
CILINDRO SAGOMATO (Nichelato Fin. 12)		TESTATA
CON BORCHIE	SENZA BORCHIE	22
OE300-06 L = 61,2 (27,7-33,5)	OE300-08 L = 59,2 (27,7-31,5)	

E = 30 mm.

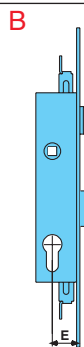


SCHEMA VALIDO ANCHE PER LA VERSIONE A 2 ANTE

Planet 45 Complanare




art. 18225



art. 48225



art. 48250



art. 48220

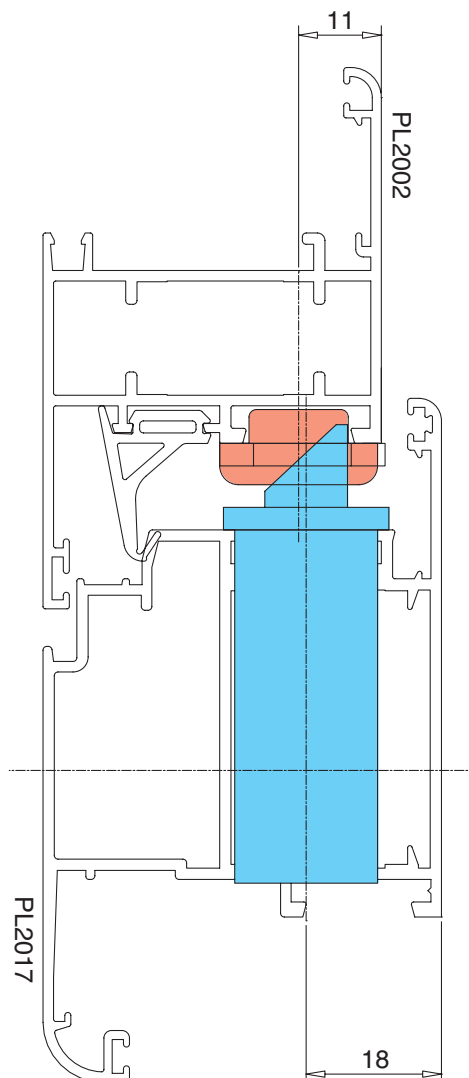


art. 06443-21 (aste interne)
art. 06443-26 (aste esterne)

CONTR. REGOLABILE IN METALLO			
A-B	C	D	DEVIATORI
06463-32	06463-32 [17]	06465-42	06465-42 (pz. 2)
[17] = INSERTO PER RULLO ART. 06141-71			

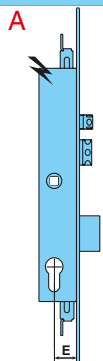
CILINDRO SAGOMATO (Nichelato Fin. 12)		TESTATA
CON BORCHIE	SENZA BORCHIE	
OE300-12 L = 69 (29,5-39,5)	OE300-09 L = 63,2 (27,7-35,5)	22

E = 35 mm.

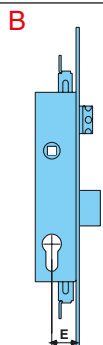


SCHEMA VALIDO ANCHE PER LA VERSIONE A 2 ANTE

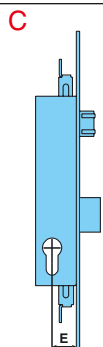
Planet 45 Complanare Apertura Esterna




art. 18225



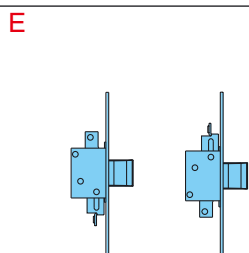
art. 48225



art. 48250



art. 48220

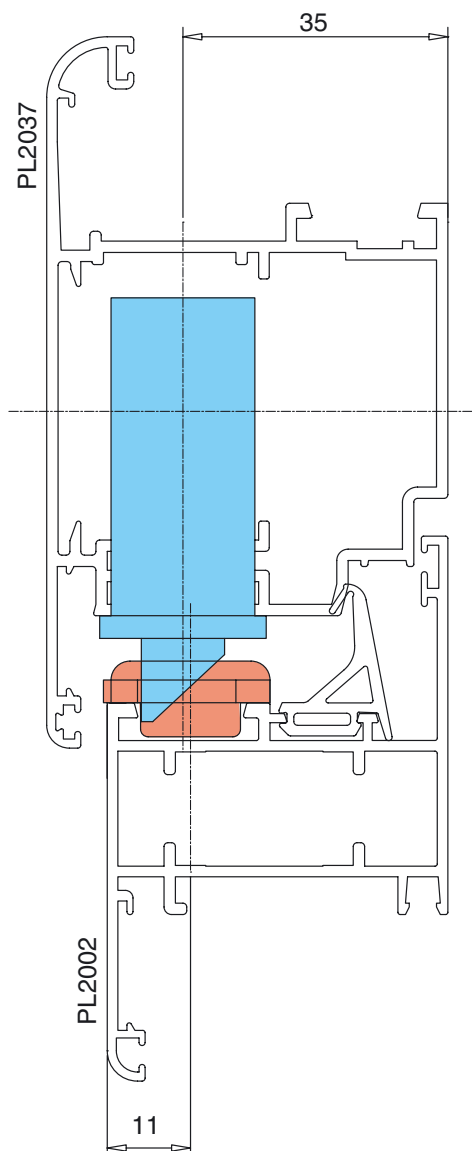


art. 06443-21 (aste interne)
art. 06443-26 (aste esterne)

CONTR. REGOLABILE IN METALLO			
A-B	C	D	DEVIATORI
06463-32	06463-32 [17]	06465-42	06465-42 (pz. 2)
[17] = INSERTO PER RULLO ART. 06141-71			

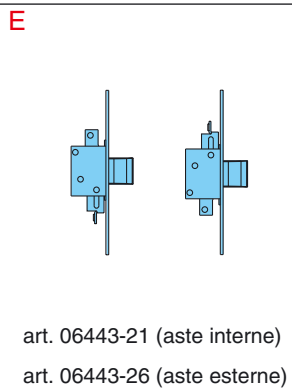
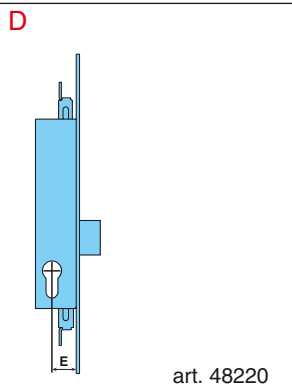
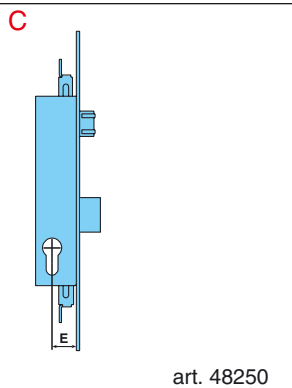
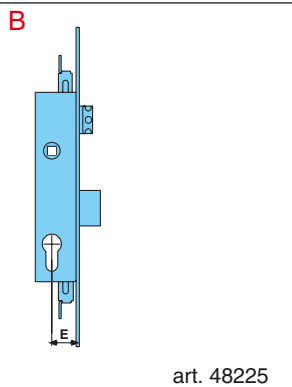
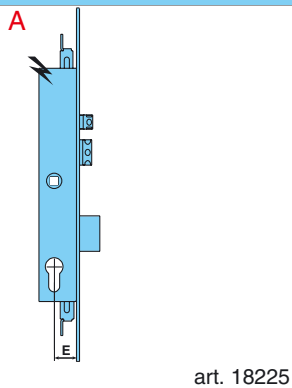
CILINDRO SAGOMATO (Nichelato Fin. 12)		TESTATA
CON BORCHIE	SENZA BORCHIE	22
OE300-12 L = 69 (29,5-39,5)	OE300-09 L = 63,2 (27,7-35,5)	

E = 30 mm.



SCHEMA VALIDO ANCHE PER LA VERSIONE A 2 ANTE

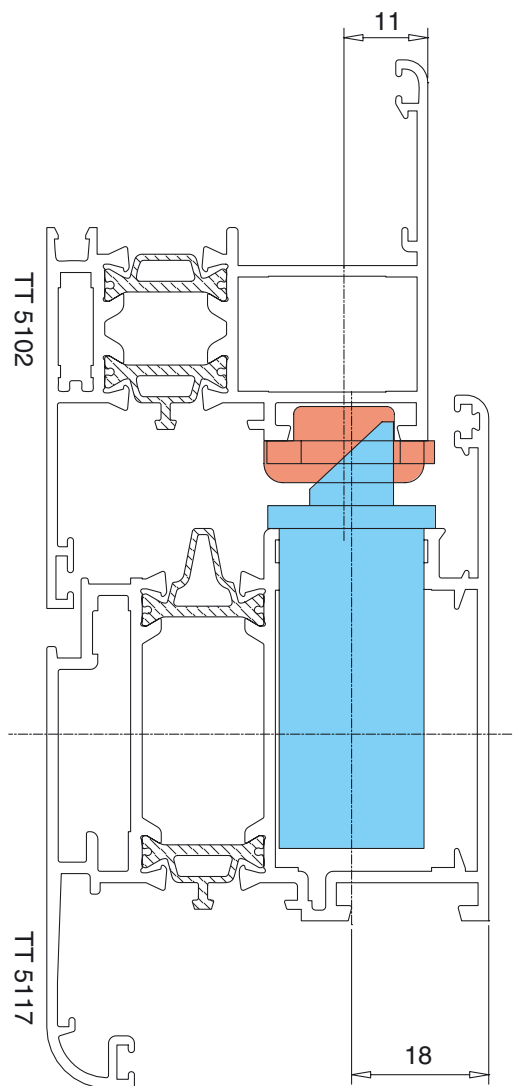
Planet 50 TT Complanare



CONTR. REGOLABILE IN METALLO			
A-B	C	D	DEVIATORI
06463-32	06463-32 [17]	06465-42	06465-42 (pz. 2)
[17] = INSERTO PER RULLO ART. 06141-71			

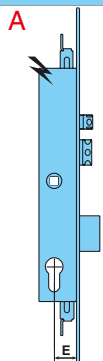
CILINDRO SAGOMATO (Nichelato Fin. 12)		TESTATA
CON BORCHIE	SENZA BORCHIE	22
OE300-27 L = 74 (29,5-44,5)	OE300-11 L = 70,2 (27,7-42,5)	

E = 30 mm.

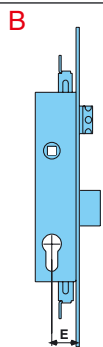


SCHEMA VALIDO ANCHE PER LA VERSIONE A 2 ANTE

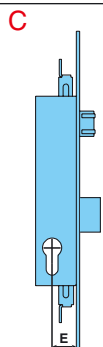
Planet 50 TT Complanare Apertura Esterna




art. 18225



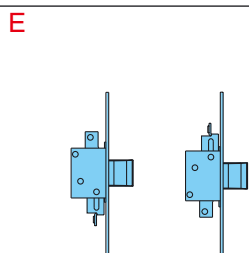
art. 48225



art. 48250



art. 48220

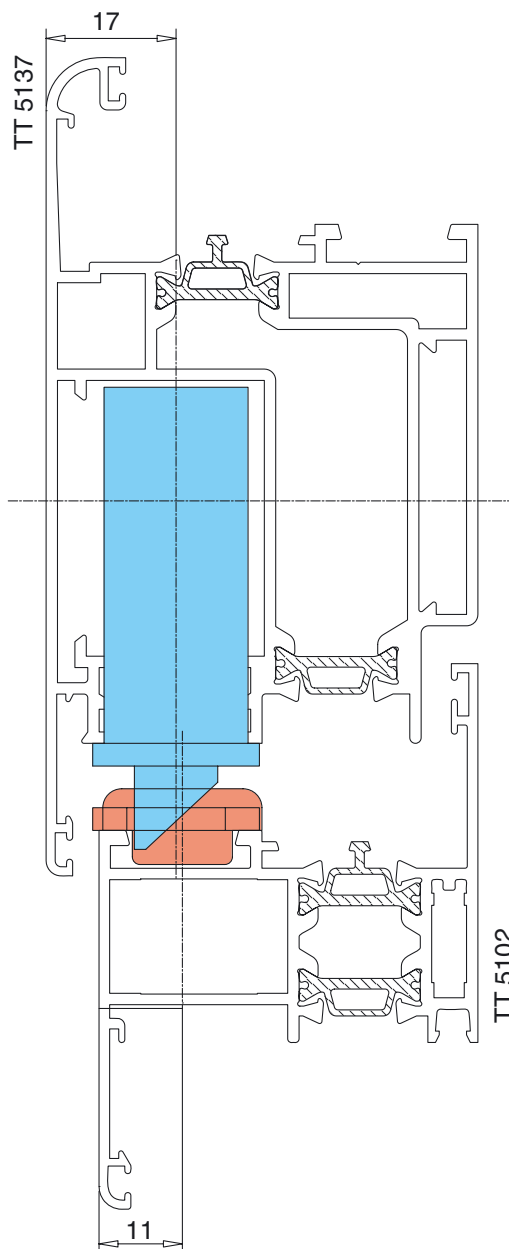


art. 06443-21 (aste interne)
art. 06443-26 (aste esterne)

CONTR. REGOLABILE IN METALLO			
A-B	C	D	DEVIATORI
06463-32	06463-32 [17]	06465-42	06465-42 (pz. 2)
[17] = INSERTO PER RULLO ART. 06141-71			

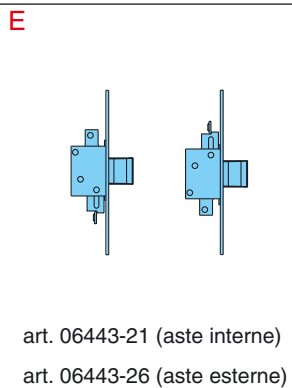
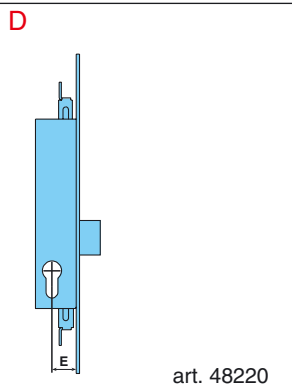
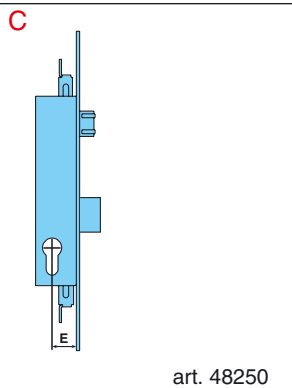
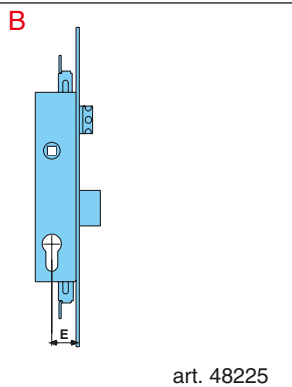
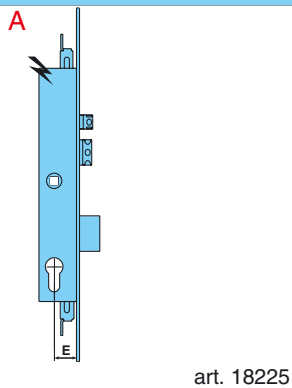
CILINDRO SAGOMATO (Nichelato Fin. 12)		TESTATA
CON BORCHIE	SENZA BORCHIE	22
OE300-27 L = 74 (29,5-44,5)	OE300-11 L = 70,2 (27,7-42,5)	

E = 35 mm.



SCHEMA VALIDO ANCHE PER LA VERSIONE A 2 ANTE

Elite 70 TT

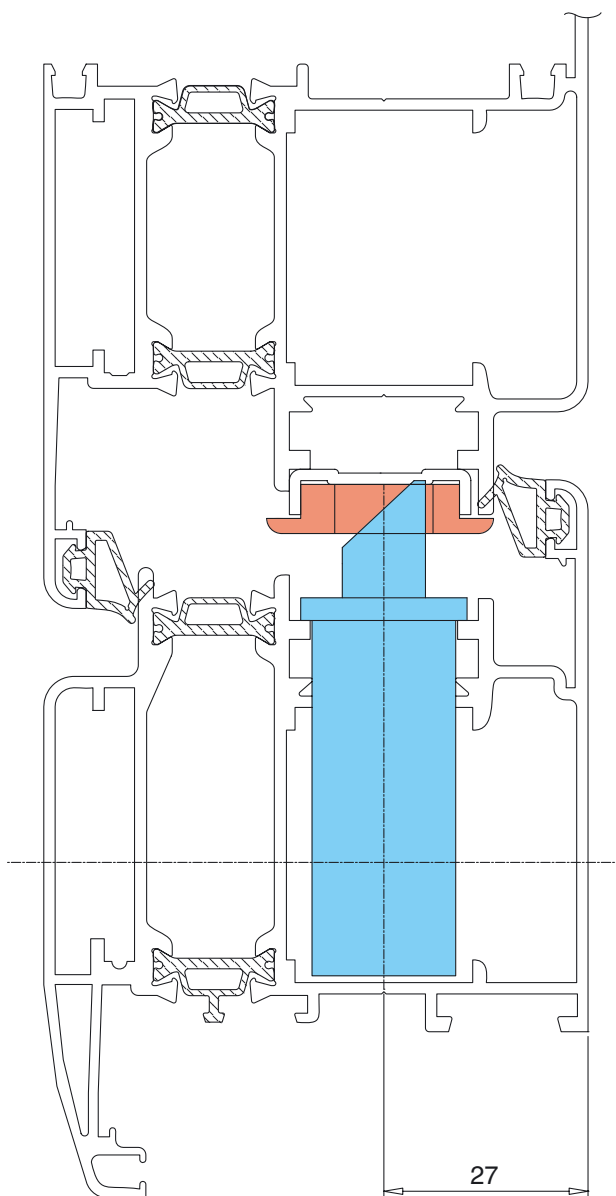


CONTR. REGOLABILE IN METALLO			
A-B	C	D	DEVIATORI
06463-14	06463-14 [16]	06465-44	06465-44 (pz. 2)
[16] = INSERTO PER RULLO ART. 06141-70			

CILINDRO SAGOMATO (Nichelato Fin. 12)		TESTATA
CON BORCHIE	SENZA BORCHIE	22
0E300-31 L = 84 (34,5-49,5)	0E300-17 L = 79 (29,5-49,5)	

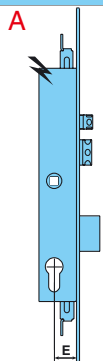
REGOLAZIONE DISTANZA TESTATA/BOCCHETTA
- Meccanica/Elettrica = Regolazione scrocco o scrocco/pistone + **3 mm**

E = 35 mm.

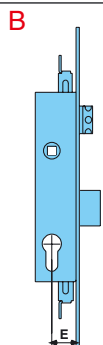


SCHEMA VALIDO ANCHE PER LA VERSIONE A 2 ANTE

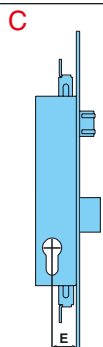
Elite 70 TT Apertura Esterna




art. 18225



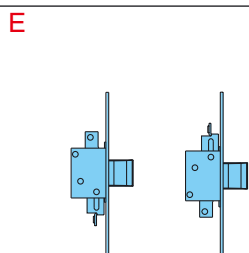
art. 48225



art. 48250



art. 48220



art. 06443-21 (aste interne)
art. 06443-26 (aste esterne)

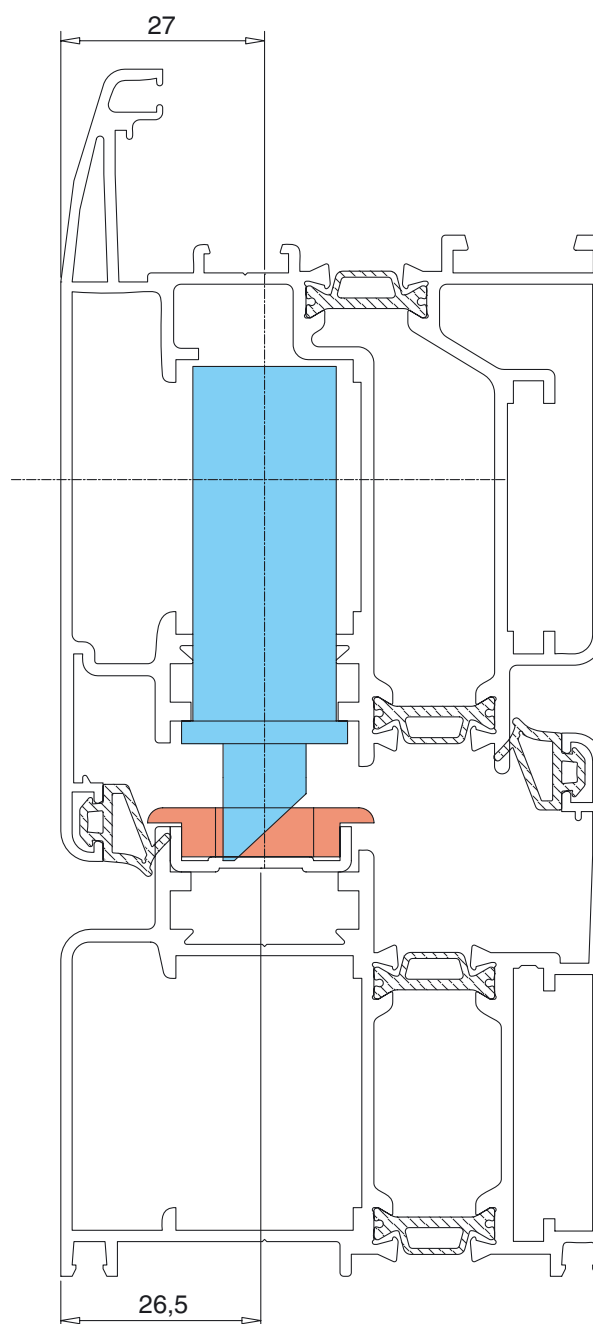
CONTR. REGOLABILE IN METALLO			
A-B	C	D	DEVIATORI
06463-14	06463-14 [16]	06465-44	06465-44 (pz. 2)
[16] = INSERTO PER RULLO ART. 06141-70			

CILINDRO SAGOMATO (Nichelato Fin. 12)		TESTATA
CON BORCHIE	SENZA BORCHIE	22
OE300-31 L = 84 (34,5-49,5)	OE300-17 L = 79 (29,5-49,5)	

REGOLAZIONE DISTANZA TESTATA/BOCCHETTA

- Meccanica/Elettrica = Regolazione scrocco o scrocco/pistone + 3 mm

E = 35 mm.



SCHEMA VALIDO ANCHE PER LA VERSIONE A 2 ANTE

Planet 45 Sormonto

A

versione cilindro sagomato:
art. 16205 (laterale)

B

versione cilindro sagomato:
art. 16215 (laterale)
art. 16225 (triplice)

versione cilindro spillo:
art. 16217 (laterale)
art. 16227 (triplice)

C

versione cilindro sagomato:
art. 46215 (laterale)
art. 46225 (triplice)

versione cilindro spillo:
art. 46217 (laterale)
art. 46227 (triplice)

D

versione cilindro sagomato:
art. 46230 (laterale)
art. 46250 (triplice)

versione cilindro spillo:
art. 46232 (laterale)
art. 46252 (triplice)

E

versione cilindro sagomato:
art. 46210 (laterale)
art. 46220 (triplice)

versione cilindro spillo:
art. 46212 (laterale)
art. 46222 (triplice)

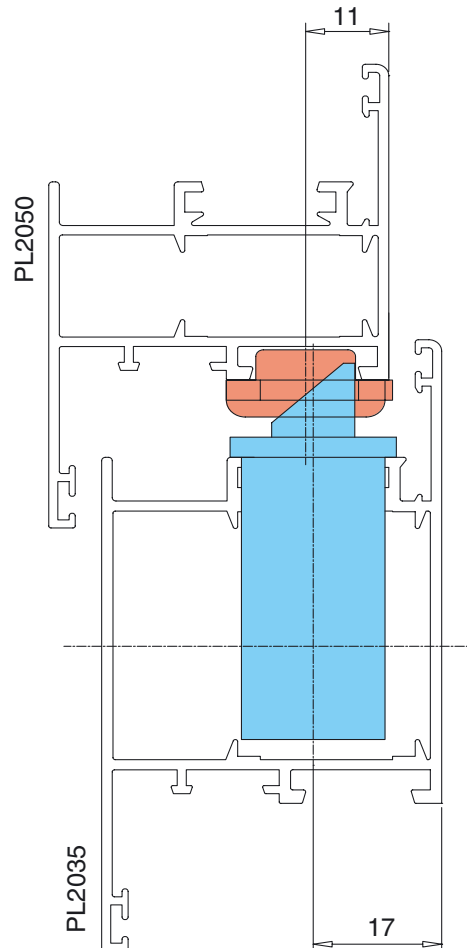
F

art. 06443-00 (aste interne)
art. 06443-05 (aste esterne)

CONTR. REGOLABILE INOX		
A-B-C	D	E-F
06463-22	06463-22 [17]	06465-22
[17] = INSERTO PER RULLO ART. 06141-71		

CILINDRO SAGOMATO (Nichelato Fin. 12)		TESTATA
CON BORCHIE	SENZA BORCHIE	22
OE300-06 L = 61,2 (27,7-33,5)	OE300-08 L = 59,2 (27,7-31,5)	

E = 30 mm.



SCHEMA VALIDO ANCHE PER LA VERSIONE A 2 ANTE

Planet 45 Complanare

A

versione cilindro sagomato:
art. 16205 (laterale)

B

versione cilindro sagomato:
art. 16215 (laterale)
art. 16225 (triplice)

versione cilindro spillo:
art. 16217 (laterale)
art. 16227 (triplice)

C

versione cilindro sagomato:
art. 46215 (laterale)
art. 46225 (triplice)

versione cilindro spillo:
art. 46217 (laterale)
art. 46227 (triplice)

D

versione cilindro sagomato:
art. 46230 (laterale)
art. 46250 (triplice)

versione cilindro spillo:
art. 46232 (laterale)
art. 46252 (triplice)

E

versione cilindro sagomato:
art. 46210 (laterale)
art. 46220 (triplice)

versione cilindro spillo:
art. 46212 (laterale)
art. 46222 (triplice)

F

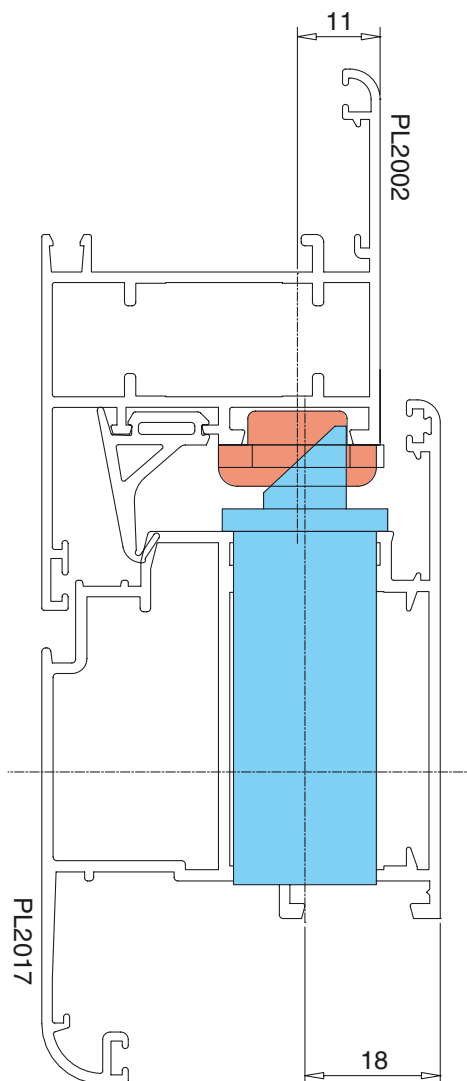
art. 06443-00 (aste interne)
art. 06443-05 (aste esterne)

CONTR. REGOLABILE INOX		
A-B-C	D	E-F
06463-22	06463-22 [17]	06465-22

[17] = INSERTO PER RULLO ART. 06141-71

CILINDRO SAGOMATO (Nichelato Fin. 12)		TESTATA
CON BORCHIE	SENZA BORCHIE	22
OE300-12 L = 69 (29,5-39,5)	OE300-09 L = 63,2 (27,7-35,5)	

E = 35 mm.



SCHEMA VALIDO ANCHE PER LA VERSIONE A 2 ANTE

Planet 45 Complanare Apertura Esterna

A

versione cilindro sagomato:
art. 16205 (laterale)

CONTR. REGOLABILE INOX		
A-B-C	D	E-F
06463-22	06463-22 [17]	06465-22

[17] = INSERTO PER RULLO ART. 06141-70

B

versione cilindro sagomato:
art. 16215 (laterale)
art. 16225 (triplice)

versione cilindro spillo:
art. 16217 (laterale)
art. 16227 (triplice)

CILINDRO SAGOMATO (Nichelato Fin. 12)		TESTATA
CON BORCHIE	SENZA BORCHIE	
OE300-12 L = 69 (29,5-39,5)	OE300-09 L = 63,2 (27,7-35,5)	22

E = 30 mm.

C

versione cilindro sagomato:
art. 46215 (laterale)
art. 46225 (triplice)

versione cilindro spillo:
art. 46217 (laterale)
art. 46227 (triplice)

D

versione cilindro sagomato:
art. 46230 (laterale)
art. 46250 (triplice)

versione cilindro spillo:
art. 46232 (laterale)
art. 46252 (triplice)

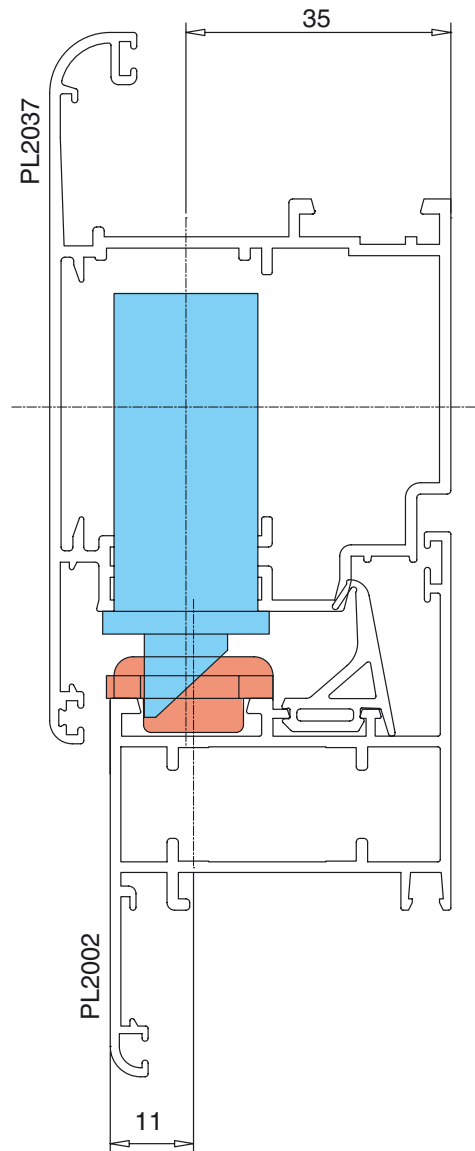
E

versione cilindro sagomato:
art. 46210 (laterale)
art. 46220 (triplice)

versione cilindro spillo:
art. 46212 (laterale)
art. 46222 (triplice)

F

art. 06443-00 (aste interne)
art. 06443-05 (aste esterne)



SCHEMA VALIDO ANCHE PER LA VERSIONE A 2 ANTE

Planet 50 TT Complanare

A

versione cilindro sagomato:
art. 16205 (laterale)

B

versione cilindro sagomato:
art. 16215 (laterale)
art. 16225 (triplice)

versione cilindro spillo:
art. 16217 (laterale)
art. 16227 (triplice)

C

versione cilindro sagomato:
art. 46215 (laterale)
art. 46225 (triplice)

versione cilindro spillo:
art. 46217 (laterale)
art. 46227 (triplice)

D

versione cilindro sagomato:
art. 46230 (laterale)
art. 46250 (triplice)

versione cilindro spillo:
art. 46232 (laterale)
art. 46252 (triplice)

E

versione cilindro sagomato:
art. 46210 (laterale)
art. 46220 (triplice)

versione cilindro spillo:
art. 46212 (laterale)
art. 46222 (triplice)

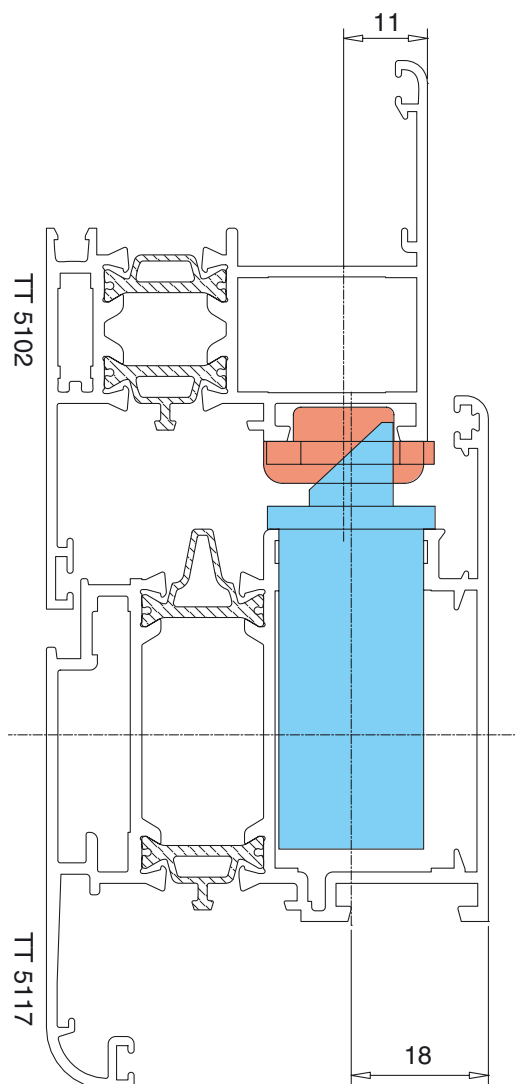
F

art. 06443-00 (aste interne)
art. 06443-05 (aste esterne)

CONTR. REGOLABILE INOX		
A-B-C	D	E-F
06463-22	06463-22 [17]	06465-22
[17] = INSERTO PER RULLO ART. 06141-71		

CILINDRO SAGOMATO (Nichelato Fin. 12)		TESTATA
CON BORCHIE	SENZA BORCHIE	22
OE300-27 L = 74 (29,5-44,5)	OE300-11 L = 70,2 (27,7-42,5)	

E = 30 mm.



SCHEMA VALIDO ANCHE PER LA VERSIONE A 2 ANTE

Planet 50 TT Complanare Apertura Esterna

A

versione cilindro sagomato:
art. 16205 (laterale)

B

versione cilindro sagomato:
art. 16215 (laterale)
art. 16225 (triplice)

versione cilindro spillo:
art. 16217 (laterale)
art. 16227 (triplice)

C

versione cilindro sagomato:
art. 46215 (laterale)
art. 46225 (triplice)

versione cilindro spillo:
art. 46217 (laterale)
art. 46227 (triplice)

D

versione cilindro sagomato:
art. 46230 (laterale)
art. 46250 (triplice)

versione cilindro spillo:
art. 46232 (laterale)
art. 46252 (triplice)

E

versione cilindro sagomato:
art. 46210 (laterale)
art. 46220 (triplice)

versione cilindro spillo:
art. 46212 (laterale)
art. 46222 (triplice)

F

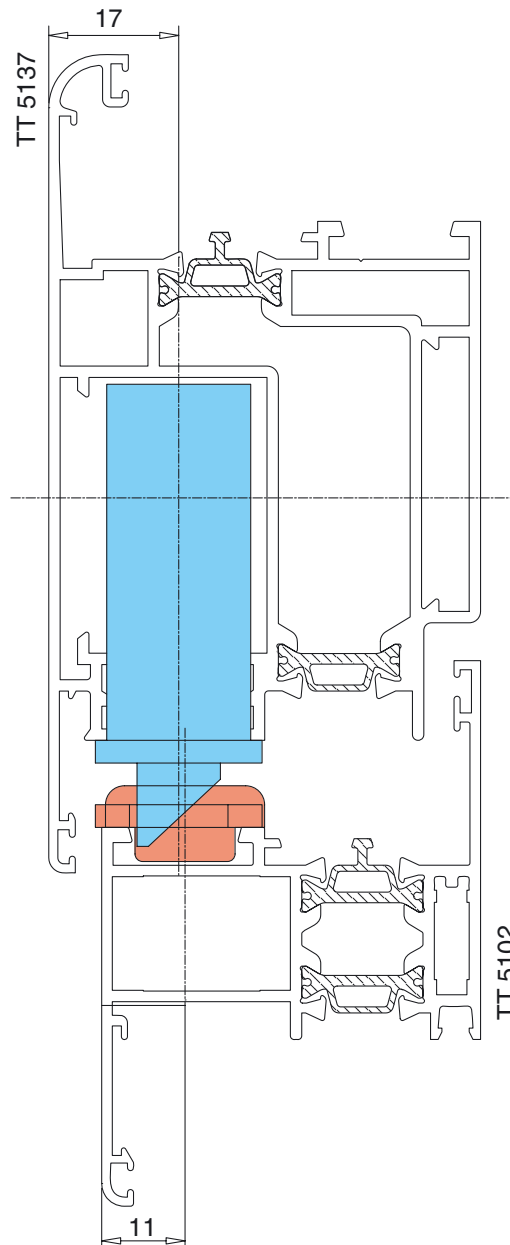
art. 06443-00 (aste interne)
art. 06443-05 (aste esterne)

CONTR. REGOLABILE INOX		
A-B-C	D	E-F
06463-22	06463-22 [17]	06465-22

[17] = INSERTO PER RULLO ART. 06141-71

CILINDRO SAGOMATO (Nichelato Fin. 12)		TESTATA
CON BORCHIE	SENZA BORCHIE	22
OE300-27 L = 74 (29,5-44,5)	OE300-11 L = 70,2 (27,7-42,5)	

E = 35 mm.



SCHEMA VALIDO ANCHE PER LA VERSIONE A 2 ANTE

Elite 70 TT

A

versione cilindro sagomato:
art. 16205 (laterale)

CONTR. REGOLABILE IN METALLO		
A-B-C	D	E-F
06463-04	06463-04 [16]	06465-04

[16] = INSERTO PER RULLO ART. 06141-70

B

versione cilindro sagomato:
art. 16215 (laterale)
art. 16225 (triplice)

versione cilindro spillo:
art. 16217 (laterale)
art. 16227 (triplice)

CILINDRO SAGOMATO (Nichelato Fin. 12)		TESTATA
CON BORCHIE	SENZA BORCHIE	22
OE 300-31 L = 84 (34,5-49,5)	OE 300-17 L = 79 (29,5-49,5)	

REGOLAZIONE DISTANZA TESTATA/BOCCHETTA
- Meccanica/Elettrica = Regolazione scrocco o scrocco/pistone + **3 mm**

C

versione cilindro sagomato:
art. 46215 (laterale)
art. 46225 (triplice)

versione cilindro spillo:
art. 46217 (laterale)
art. 46227 (triplice)

D

versione cilindro sagomato:
art. 46230 (laterale)
art. 46250 (triplice)

versione cilindro spillo:
art. 46232 (laterale)
art. 46252 (triplice)

E

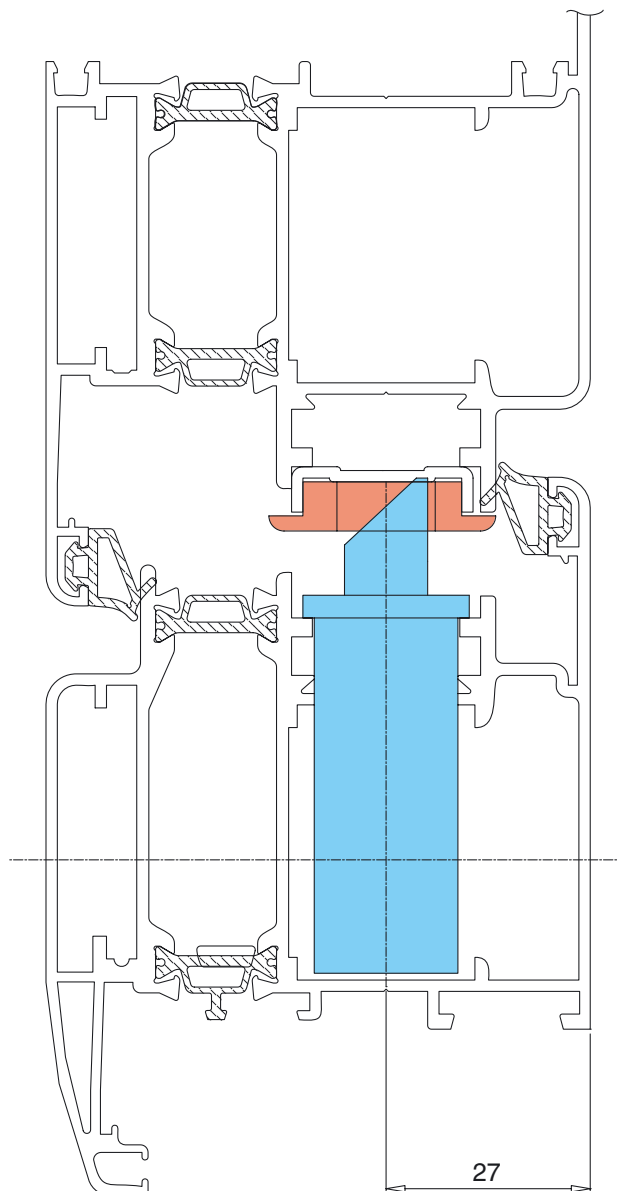
versione cilindro sagomato:
art. 46210 (laterale)
art. 46220 (triplice)

versione cilindro spillo:
art. 46212 (laterale)
art. 46222 (triplice)

F

art. 06443-00 (aste interne)
art. 06443-05 (aste esterne)

E = 35 mm.



SCHEMA VALIDO ANCHE PER LA VERSIONE A 2 ANTE

Elite 70 TT Apertura Esterna

A

versione cilindro sagomato:
art. 16205 (laterale)

CONTR. REGOLABILE IN METALLO		
A-B-C	D	E-F
06463-04	06463-04 [16]	06465-04

[16] = INSERTO PER RULLO ART. 06141-70

B

versione cilindro sagomato:
art. 16215 (laterale)
art. 16225 (triplice)

versione cilindro spillo:
art. 16217 (laterale)
art. 16227 (triplice)

CILINDRO SAGOMATO (Nichelato Fin. 12)		TESTATA
CON BORCHIE	SENZA BORCHIE	22
OE 300-31 L = 84 (34,5-49,5)	OE 300-17 L = 79 (29,5-49,5)	

REGOLAZIONE DISTANZA TESTATA/BOCCHETTA
- Meccanica/Elettrica = Regolazione scrocco o scrocco/pistone + **3 mm**

C

versione cilindro sagomato:
art. 46215 (laterale)
art. 46225 (triplice)

versione cilindro spillo:
art. 46217 (laterale)
art. 46227 (triplice)

D

versione cilindro sagomato:
art. 46230 (laterale)
art. 46250 (triplice)

versione cilindro spillo:
art. 46232 (laterale)
art. 46252 (triplice)

E

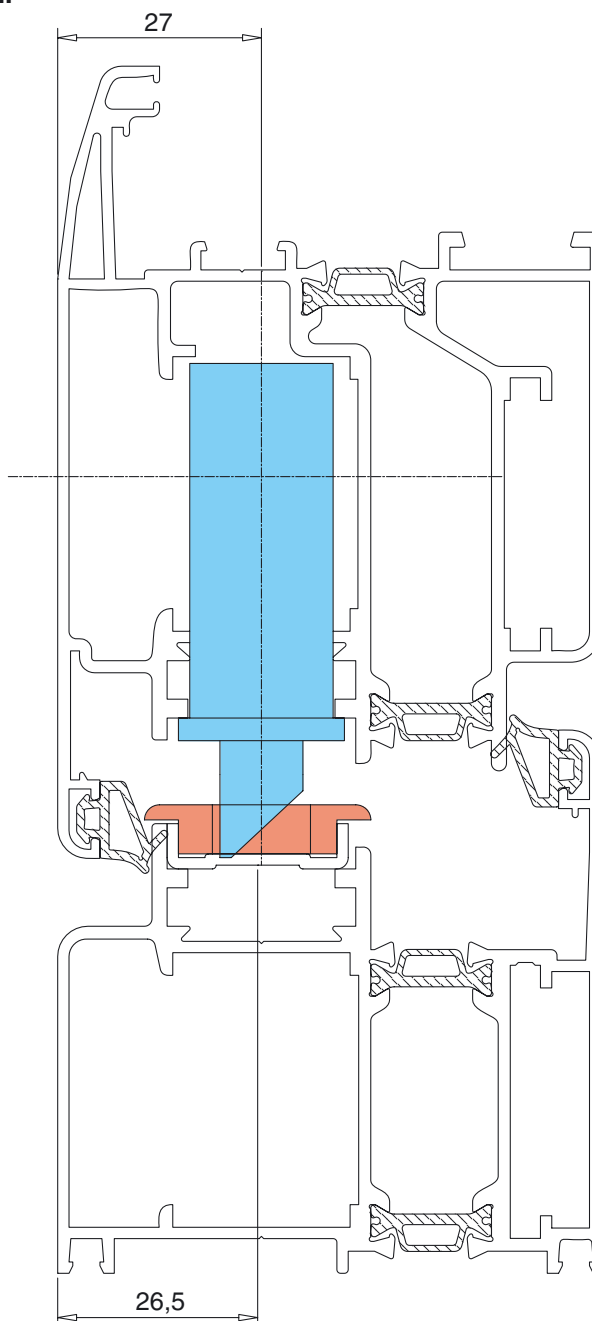
versione cilindro sagomato:
art. 46210 (laterale)
art. 46220 (triplice)

versione cilindro spillo:
art. 46212 (laterale)
art. 46222 (triplice)

F

art. 06443-00 (aste interne)
art. 06443-05 (aste esterne)

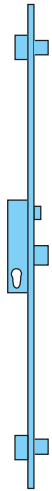
E = 35 mm.



SCHEMA VALIDO ANCHE PER LA VERSIONE A 2 ANTE

Planet 45 Sormonto

A



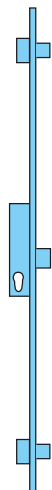
art. 48526 ↗ 18526

B



art. 48551

C



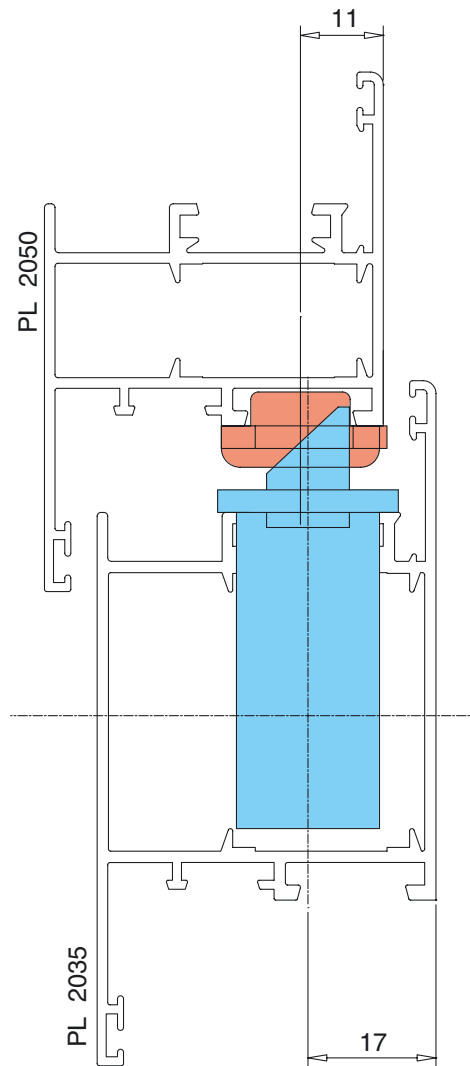
art. 48521

CONTR. REGOLABILE IN METALLO			
A	B	C	DEVIATORI
06463-32	06463-32 [17]	06465-42	06465-42 (pz. 2)

[17] = INSERTO PER RULLO ART. 06141-71

CILINDRO SAGOMATO (Nichelato Fin. 12)		TESTATA
CON BORCHIE	SENZA BORCHIE	24 x 3
OE 300-06 L = 61,2 (27,7-33,5)	OE 300-08 L = 59,2 (27,7-31,5)	

E = 30 mm.



SCHEMA VALIDO ANCHE PER LE SERRATURE MULTIPUNTO SERIE 16500, 46500 CON TESTATA "PIATTA" A CATENACCIO BASCULANTE UTILIZZANDO LE SEGUENTI CONTROPIASTRE:

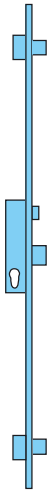
CONTR. REGOLABILE IN METALLO		
A	B	C
06463-22	06463-22 [17]	06465-22

[17] = INSERTO PER RULLO ART. 06141-71

SCHEMA VALIDO ANCHE PER LA VERSIONE A 2 ANTE

Planet 45 Complanare

A



art. 48526 ↗ 18526

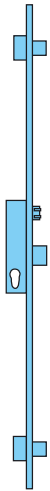
CONTR. REGOLABILE IN METALLO			
A	B	C	DEVIATORI
06463-32	06463-32 [17]	06465-42	06465-42 (pz. 2)

[17] = INSERTO PER RULLO ART. 06141-71

CILINDRO SAGOMATO (Nichelato Fin. 12)		TESTATA
CON BORCHIE	SENZA BORCHIE	24 x 3
OE 300-12 L = 69 (29,5-39,5)	OE 300-09 L = 63,2 (27,7-35,5)	

E = 35 mm.

B

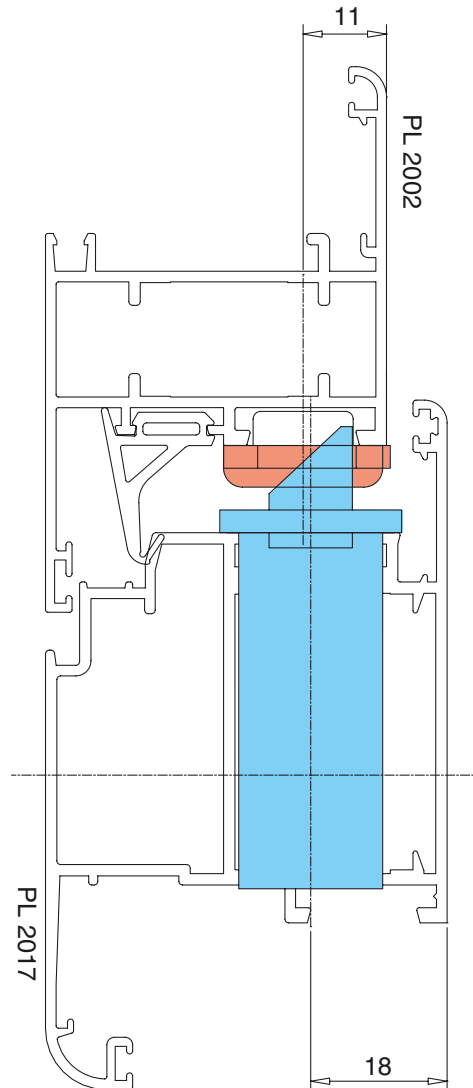


art. 48551

C



art. 48521



SCHEMA VALIDO ANCHE PER LE SERRATURE MULTIPUNTO SERIE 16500, 46500 CON TESTATA "PIATTA" A CATENACCIO BASCULANTE UTILIZZANDO LE SEGUENTI CONTROPIASTRE:

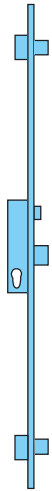
CONTR. REGOLABILE IN METALLO		
A	B	C
06463-22	06463-22 [17]	06465-22

[17] = INSERTO PER RULLO ART. 06141-71

SCHEMA VALIDO ANCHE PER LA VERSIONE A 2 ANTE

Planet 45 Complanare Apertura Esterna

A



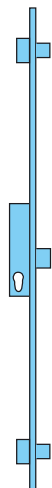
art. 48526 ↗ 18526

B



art. 48551

C



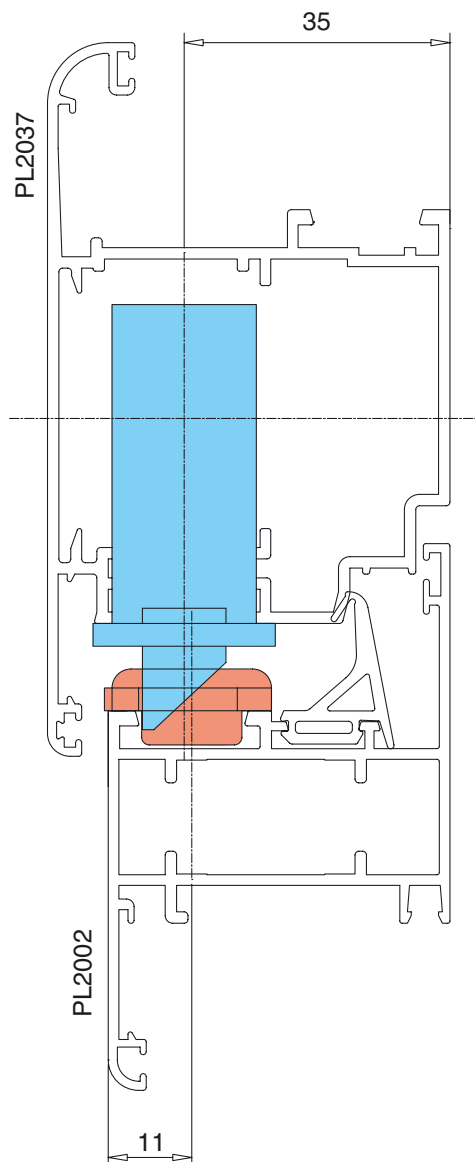
art. 48521

CONTR. REGOLABILE IN METALLO			
A	B	C	DEVIATORI
06463-32	06463-32 [17]	06465-42	06465-42 (pz. 2)

[17] = INSERTO PER RULLO ART. 06141-71

CILINDRO SAGOMATO (Nichelato Fin. 12)		TESTATA
CON BORCHIE	SENZA BORCHIE	24 x 3
OE 300-12 L = 69 (29,5-39,5)	OE 300-09 L = 63,2 (27,7-35,5)	

E = 30 mm.



SCHEMA VALIDO ANCHE PER LE SERRATURE MULTIPUNTO SERIE 16500, 46500 CON TESTATA "PIATTA" A CATENACCIO BASCULANTE UTILIZZANDO LE SEGUENTI CONTROPIASTRE:

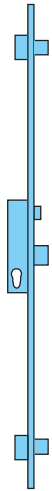
CONTR. REGOLABILE IN METALLO		
A	B	C
06463-22	06463-22 [17]	06465-22

[17] = INSERTO PER RULLO ART. 06141-71

SCHEMA VALIDO ANCHE PER LA VERSIONE A 2 ANTE

Planet 50 TT Complanare

A



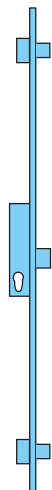
art. 48526 ↗ 18526

B



art. 48551

C



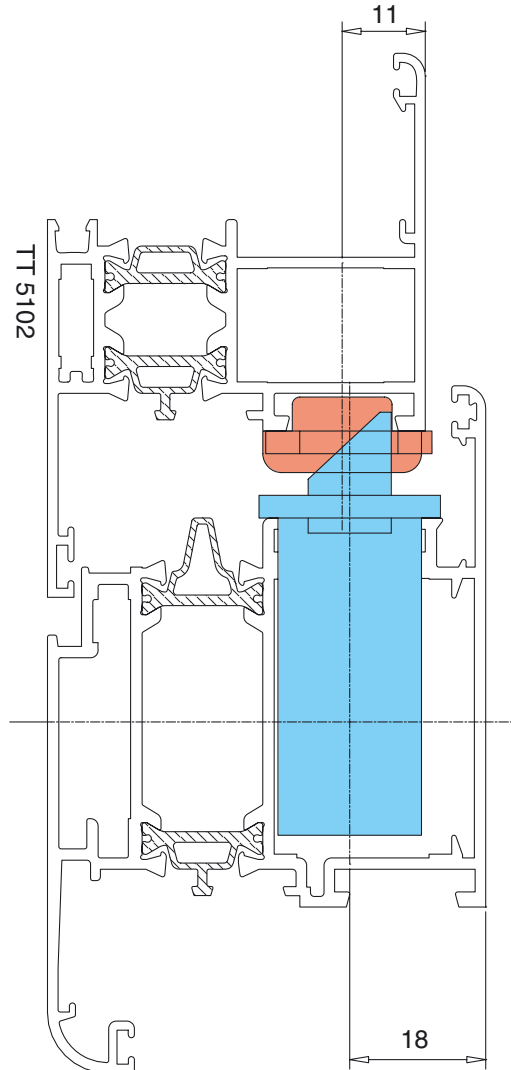
art. 48521

CONTR. REGOLABILE IN METALLO			
A	B	C	DEVIATORI
06463-32	06463-32 [17]	06465-42	06465-42 (pz. 2)

[17] = INSERTO PER RULLO ART. 06141-71

CILINDRO SAGOMATO (Nichelato Fin. 12)		TESTATA
CON BORCHIE	SENZA BORCHIE	24 x 3
OE 300-27 L = 74 (29,5-44,5)	OE 300-11 L = 70,2 (27,7-42,5)	

E = 30 mm.



SCHEMA VALIDO ANCHE PER LE SERRATURE MULTIPUNTO SERIE 16500, 46500 CON TESTATA "PIATTA" A CATENACCIO BASCULANTE UTILIZZANDO LE SEGUENTI CONTROPIASTRE:

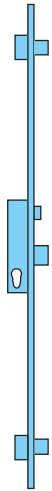
CONTR. REGOLABILE IN METALLO		
A	B	C
06463-22	06463-22 [17]	06465-22

[17] = INSERTO PER RULLO ART. 06141-71

SCHEMA VALIDO ANCHE PER LA VERSIONE A 2 ANTE

Planet 50 TT Complanare Apertura Esterna

A



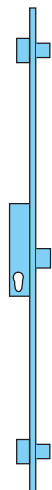
art. 48526 ↗ 18526

B



art. 48551

C



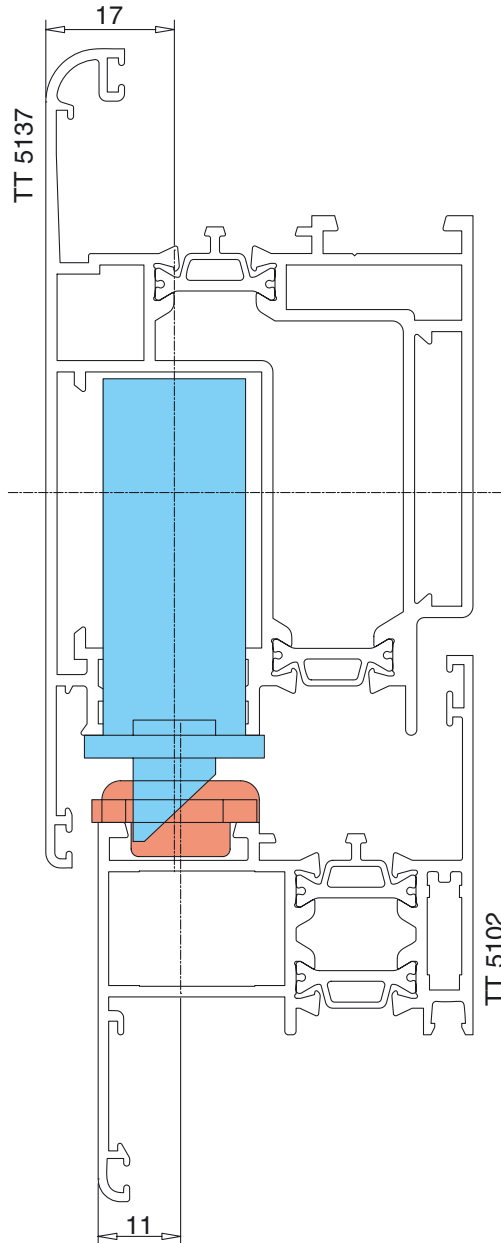
art. 48521

CONTR. REGOLABILE IN METALLO			
A	B	C	DEVIATORI
06463-32	06463-32 [17]	06465-42	06465-42 (pz. 2)

[17] = INSERTO PER RULLO ART. 06141-71

CILINDRO SAGOMATO (Nichelato Fin. 12)		TESTATA
CON BORCHIE	SENZA BORCHIE	24 x 3
OE 300-27 L = 74 (29,5-44,5)	OE 300-11 L = 70,2 (27,7-42,5)	

E = 35 mm.



SCHEMA VALIDO ANCHE PER LE SERRATURE MULTIPUNTO SERIE 16500, 46500 CON TESTATA "PIATTA" A CATENACCIO BASCULANTE UTILIZZANDO LE SEGUENTI CONTROPIASTRE:

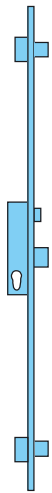
CONTR. REGOLABILE IN METALLO		
A	B	C
06463-22	06463-22 [17]	06465-22

[17] = INSERTO PER RULLO ART. 06141-71

SCHEMA VALIDO ANCHE PER LA VERSIONE A 2 ANTE

Elite 70 TT

A



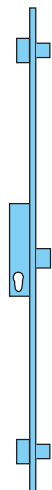
art. 48526 ↗ 18526

B



art. 48551

C



art. 48521

CONTR. REGOLABILE IN METALLO			
A	B	C	DEVIATORI
06463-14	06463-14 [16]	06465-44	06465-44 (pz. 2)

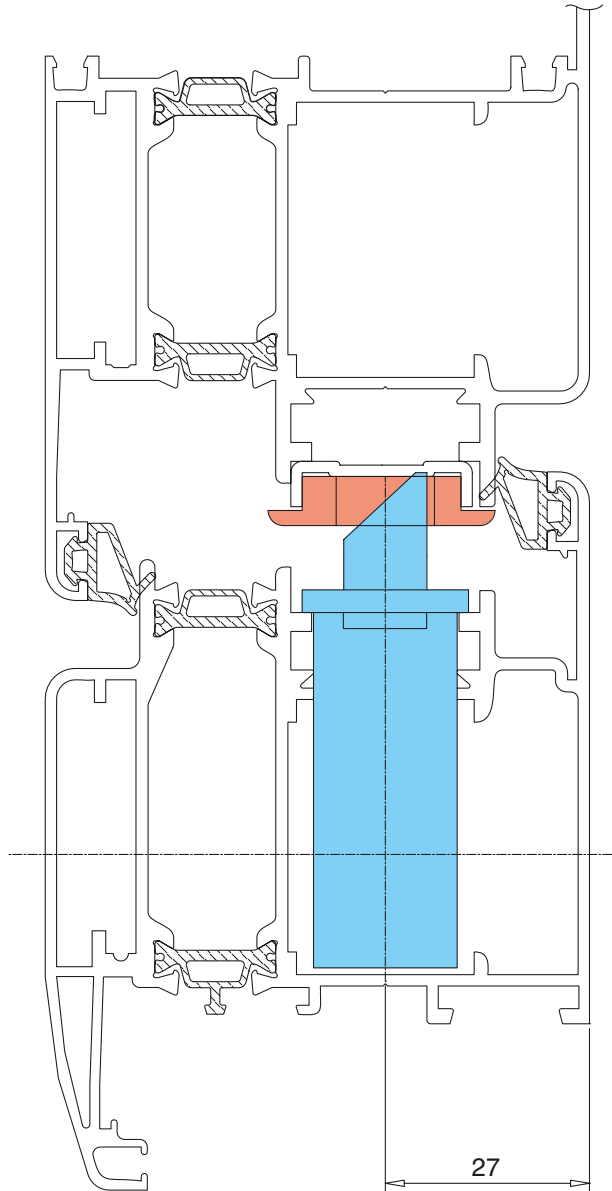
[16] = INSERTO PER RULLO ART. 06141-70

CILINDRO SAGOMATO (Nichelato Fin. 12)		TESTATA
CON BORCHIE	SENZA BORCHIE	24 x 3
OE 300-31 L = 84 (34,5-49,5)	OE 300-17 L = 79 (29,5-49,5)	

REGOLAZIONE DISTANZA TESTATA/BOCCHETTA

- Meccanica/Elettrica = Regolazione scrocco o scrocco/pistone + 3 mm

E = 35 mm.



SCHEMA VALIDO ANCHE PER LE SERRATURE MULTIPUNTO SERIE 16500, 46500 CON TESTATA "PIATTA" A CATENACCIO BASCULANTE UTILIZZANDO LE SEGUENTI CONTROPIASTRE:

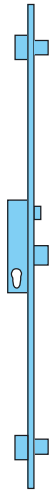
CONTR. REGOLABILE IN METALLO		
A	B	C
06463-22	06463-22 [17]	06465-22

[17] = INSERTO PER RULLO ART. 06141-71

SCHEMA VALIDO ANCHE PER LA VERSIONE A 2 ANTE

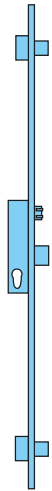
Elite 70 TT Apertura Esterna

A



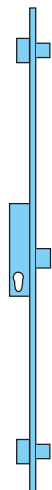
art. 48526 ↗ 18526

B



art. 48551

C



art. 48521

CONTR. REGOLABILE IN METALLO			
A	B	C	DEVIATORI
06463-14	06463-14 [16]	06465-44	06465-44 (pz. 2)

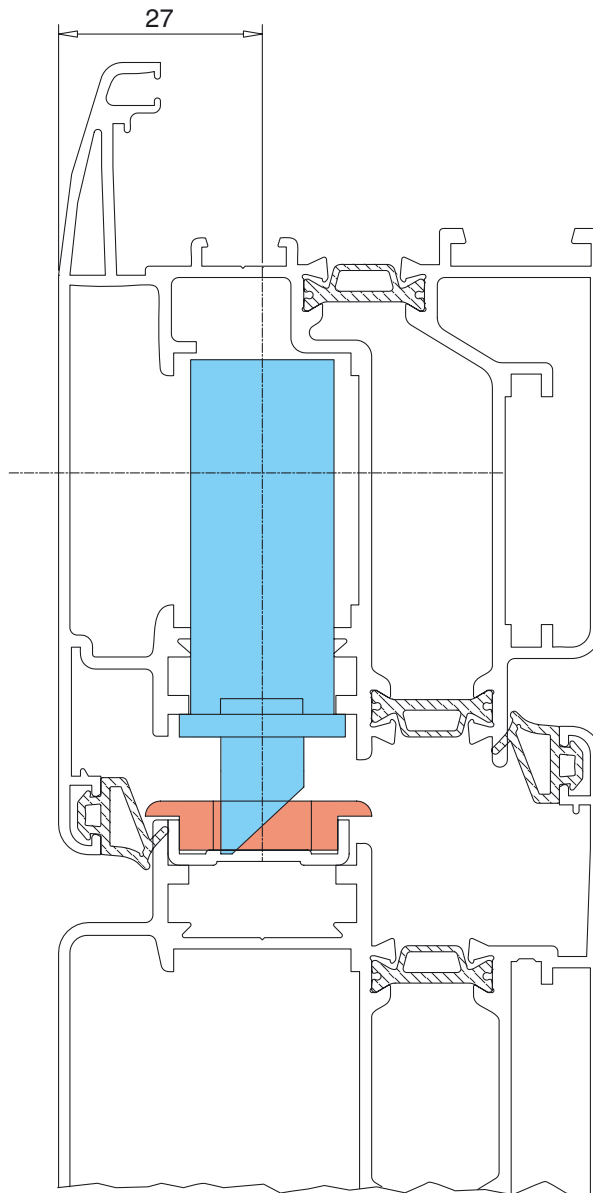
[16] = INSERTO PER RULLO ART. 06141-70

CILINDRO SAGOMATO (Nichelato Fin. 12)		TESTATA
CON BORCHIE	SENZA BORCHIE	24 x 3
OE 300-31 L = 84 (34,5-49,5)	OE 300-17 L = 79 (29,5-49,5)	

REGOLAZIONE DISTANZA TESTATA/BOCCHETTA

- Meccanica/Elettrica = Regolazione scrocco o scrocco/pistone + **3 mm**

E = 35 mm.



SCHEMA VALIDO ANCHE PER LE SERRATURE MULTIPUNTO SERIE 16500, 46500 CON TESTATA "PIATTA" A CATENACCIO BASCULANTE UTILIZZANDO LE SEGUENTI CONTROPIASTRE:

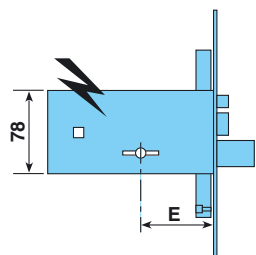
CONTR. REGOLABILE IN METALLO		
A	B	C
06463-22	06463-22 [17]	06465-22

[17] = INSERTO PER RULLO ART. 06141-71

SCHEMA VALIDO ANCHE PER LA VERSIONE A 2 ANTE

Planet 45 Sormonto

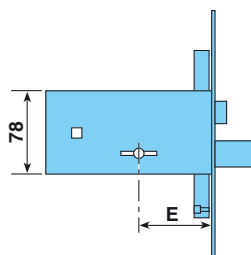
A



art. 17352 (laterali)
art. 17357 (triplici)

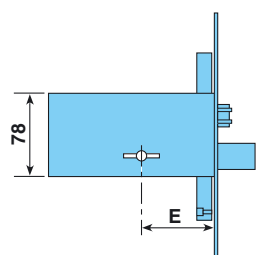
CONTR. REGOLABILE IN METALLO			TESTATA
A-B-D	C	E	
06465-22	06465-22 [17]	06465-22	22
[17] = INSERTO PER RULLO ART. 06141-71			

B



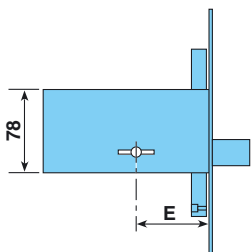
art. 57352 (laterali)
art. 57357 (triplici)

C



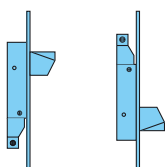
art. 57360 (laterali)
art. 57365 (triplici)

D



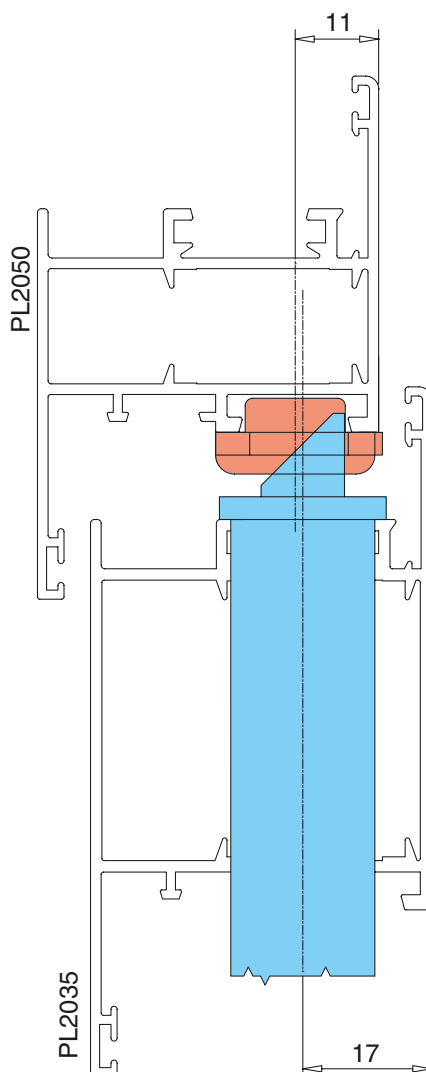
art. 57370 (laterali)
art. 57375 (triplici)

E



art. 06443-00 (aste interne)
art. 06443-05 (aste esterne)

MONTANTE MAGGIORATO (E = 100 mm.)



SCHEMA VALIDO ANCHE PER LA VERSIONE A 2 ANTE

Planet 45 Complanare

A

art. 17352 (laterali)
art. 17357 (triplici)

CONTR. REGOLABILE IN METALLO			TESTATA
A-B-D	C	E	
06465-22	06465-22 [17]	06465-22	22
[17] = INSERTO PER RULLO ART. 06141-71			

B

art. 57352 (laterali)
art. 57357 (triplici)

C

art. 57360 (laterali)
art. 57365 (triplici)

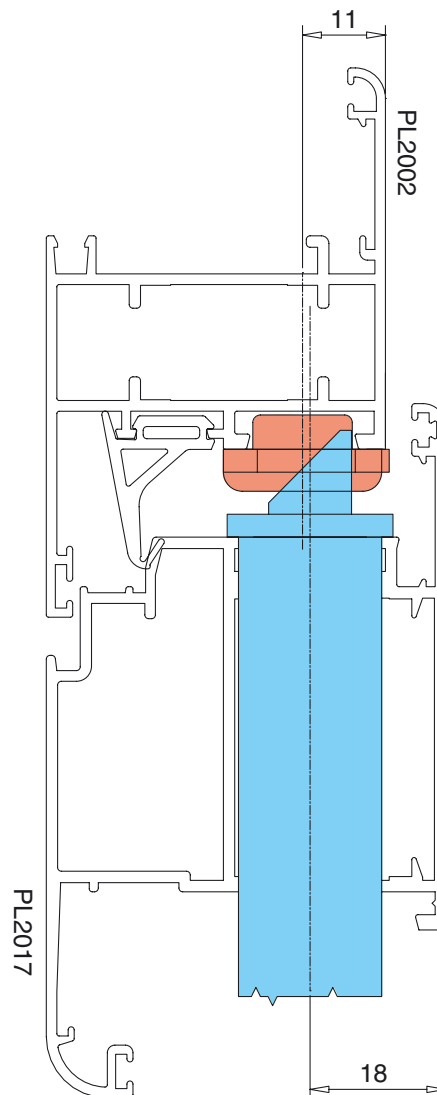
D

art. 57370 (laterali)
art. 57375 (triplici)

E

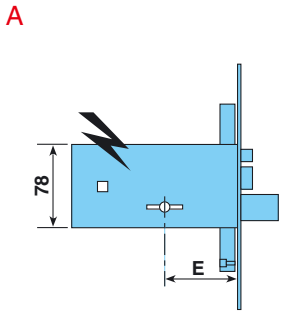
art. 06443-00 (aste interne)
art. 06443-05 (aste esterne)

MONTANTE MAGGIORATO (E = 100 mm.)

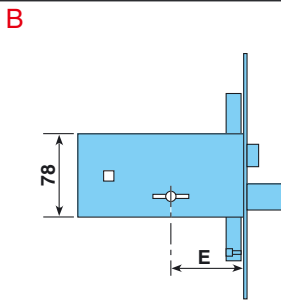


SCHEMA VALIDO ANCHE PER LA VERSIONE A 2 ANTE

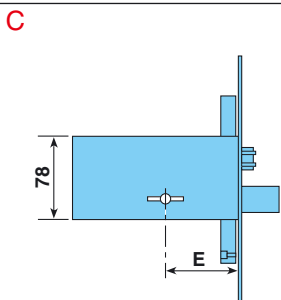
Planet 45 Complanare Apertura Esterna



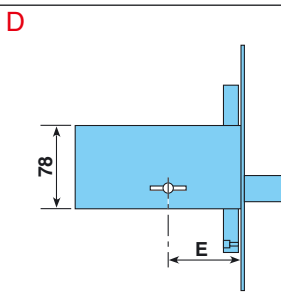
art. 17352 (laterali)
art. 17357 (triplici)



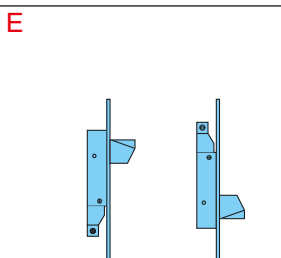
art. 57352 (laterali)
art. 57357 (triplici)



art. 57360 (laterali)
art. 57365 (triplici)



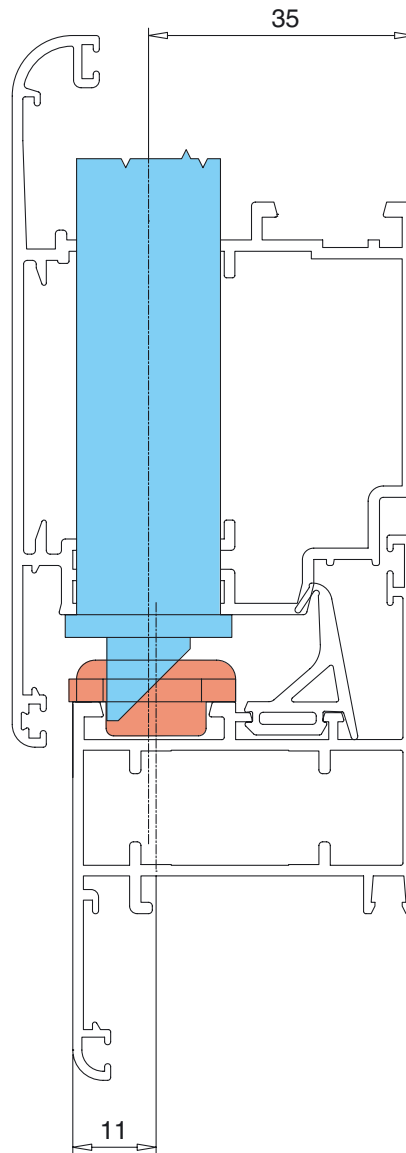
art. 57370 (laterali)
art. 57375 (triplici)



art. 06443-00 (aste interne)
art. 06443-05 (aste esterne)

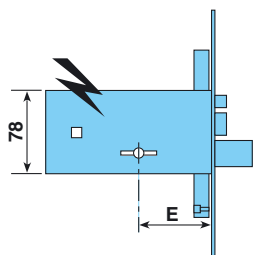
CONTR. REGOLABILE IN METALLO			TESTATA
A-B-D	C	E	
06465-22	06465-22 [17]	06465-22	22
[17] = INSERTO PER RULLO ART. 06141-71			

MONTANTE MAGGIORATO (E = 100 mm.)



SCHEMA VALIDO ANCHE PER LA VERSIONE A 2 ANTE

Planet 50 TT Complanare

A

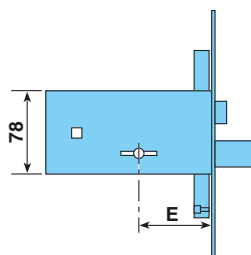
art. 17352 (laterali)
art. 17357 (triplici)

CONTR. REGOLABILE IN METALLO			TESTATA
A-B-D	C	E	
06465-22	06465-22 [17]	06465-22	22

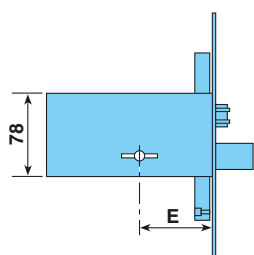
[17] = INSERTO PER RULLO ART. 06141-71

USARE SERRATURA CON CHIAVE LUNGA Art. 00102 CHE HA IN DOTAZIONE LE VITI BORCHIA DA 75 mm.

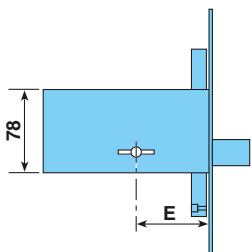
MONTANTE MAGGIORATO (E = 100 mm.)

B

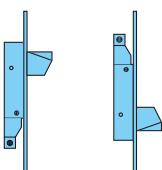
art. 57352 (laterali)
art. 57357 (triplici)

C

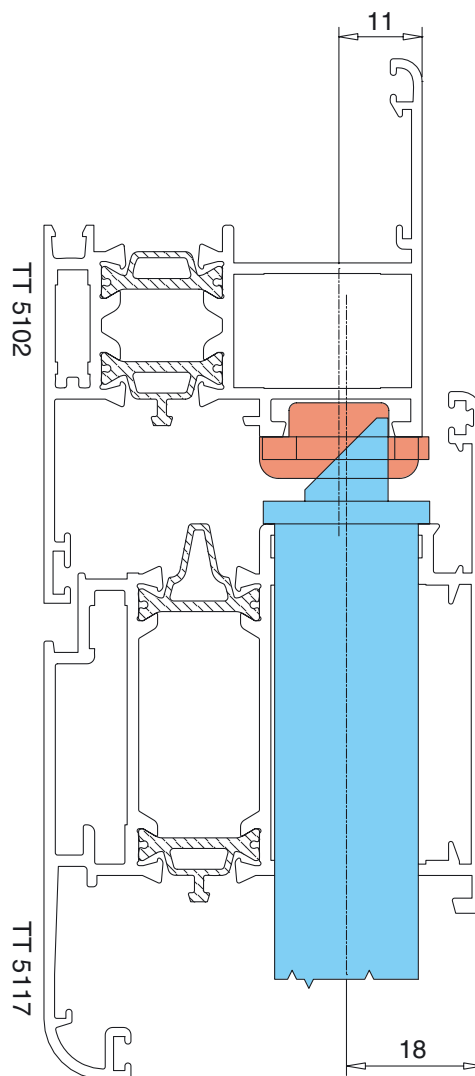
art. 57360 (laterali)
art. 57365 (triplici)

D

art. 57370 (laterali)
art. 57375 (triplici)

E

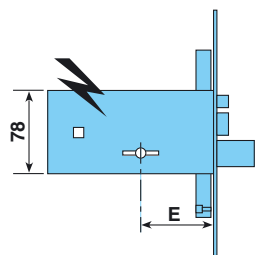
art. 06443-00 (aste interne)
art. 06443-05 (aste esterne)



SCHEMA VALIDO ANCHE PER LA VERSIONE A 2 ANTE

Planet 50 TT Complanare Apertura Esterna

A



art. 17352 (laterali)
art. 17357 (triplici)

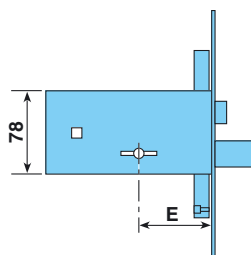
CONTR. REGOLABILE IN METALLO			TESTATA
A-B-D	C	E	
06465-22	06465-22 [17]	06465-22	22

[17] = INSERTO PER RULLO ART. 06141-71

USARE SERRATURA CON CHIAVE LUNGA Art. 00102 CHE HA IN DOTAZIONE LE VITI BORCHIA DA 75 mm.

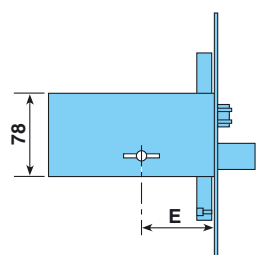
MONTANTE MAGGIORATO (E = 100 mm.)

B



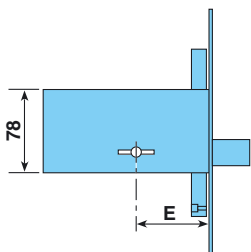
art. 57352 (laterali)
art. 57357 (triplici)

C



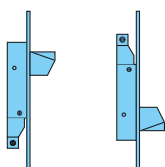
art. 57360 (laterali)
art. 57365 (triplici)

D

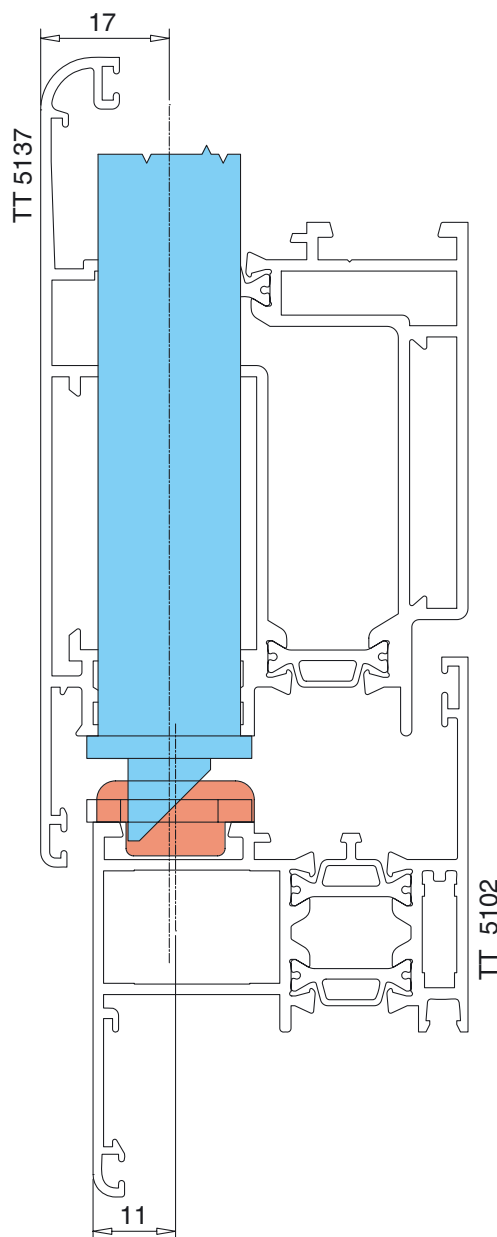


art. 57370 (laterali)
art. 57375 (triplici)

E



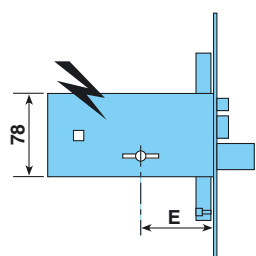
art. 06443-00 (aste interne)
art. 06443-05 (aste esterne)



SCHEMA VALIDO ANCHE PER LA VERSIONE A 2 ANTE

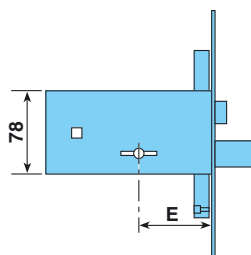
Elite 70 TT

A



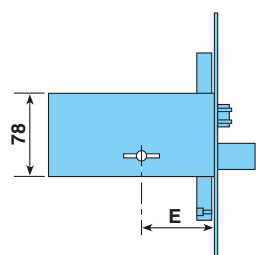
art. 17352 (laterali)
art. 17357 (triplici)

B



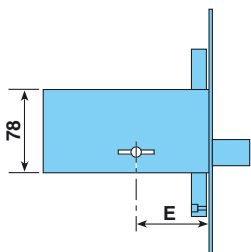
art. 57352 (laterali)
art. 57357 (triplici)

C



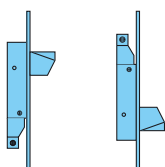
art. 57360 (laterali)
art. 57365 (triplici)

D



art. 57370 (laterali)
art. 57375 (triplici)

E

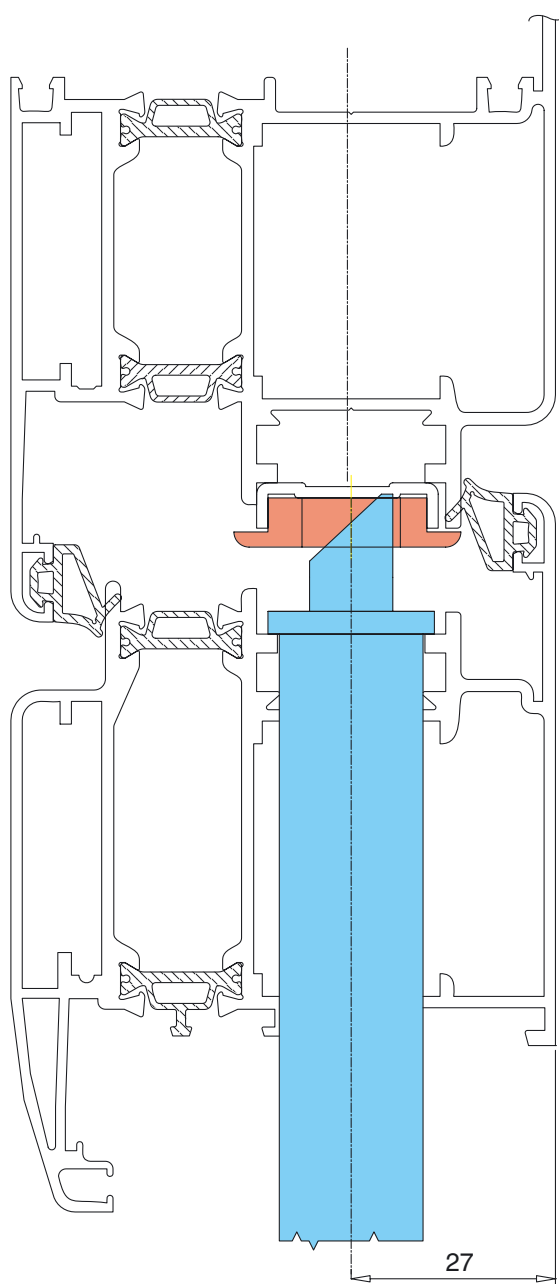


art. 06443-00 (aste interne)
art. 06443-05 (aste esterne)

CONTR. REGOLABILE IN METALLO			TESTATA
A-B-D	C	E	
06465-04	06465-04 [16]	06465-04	22
[16] = INSERTO PER RULLO ART. 06141-70			

USARE SERRATURA CON CHIAVE LUNGA Art. 00102 CHE HA IN DOTAZIONE LE VITI BORCHIA DA 75 mm.
REGOLAZIONE DISTANZA TESTATA/BOCCHETTA
- Meccanica/Elettrica = Regolazione scrocco o scrocco/pistone + **3 mm**

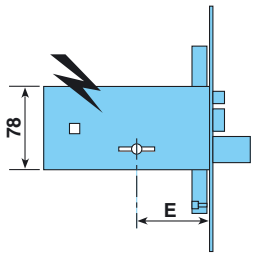
E = 100 mm.



SCHEMA VALIDO ANCHE PER LA VERSIONE A 2 ANTE

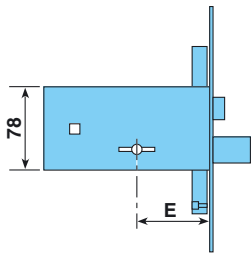
Elite 70 TT Apertura Esterna

A



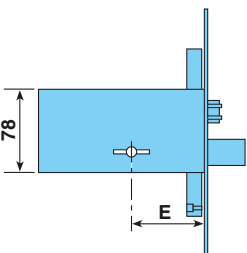
art. 17352 (laterali)
art. 17357 (triplici)

B



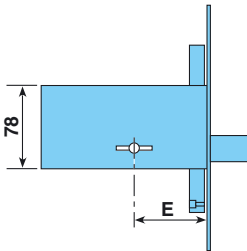
art. 57352 (laterali)
art. 57357 (triplici)

C



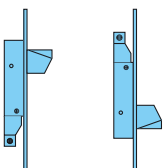
art. 57360 (laterali)
art. 57365 (triplici)

D



art. 57370 (laterali)
art. 57375 (triplici)

E



art. 06443-00 (aste interne)
art. 06443-05 (aste esterne)

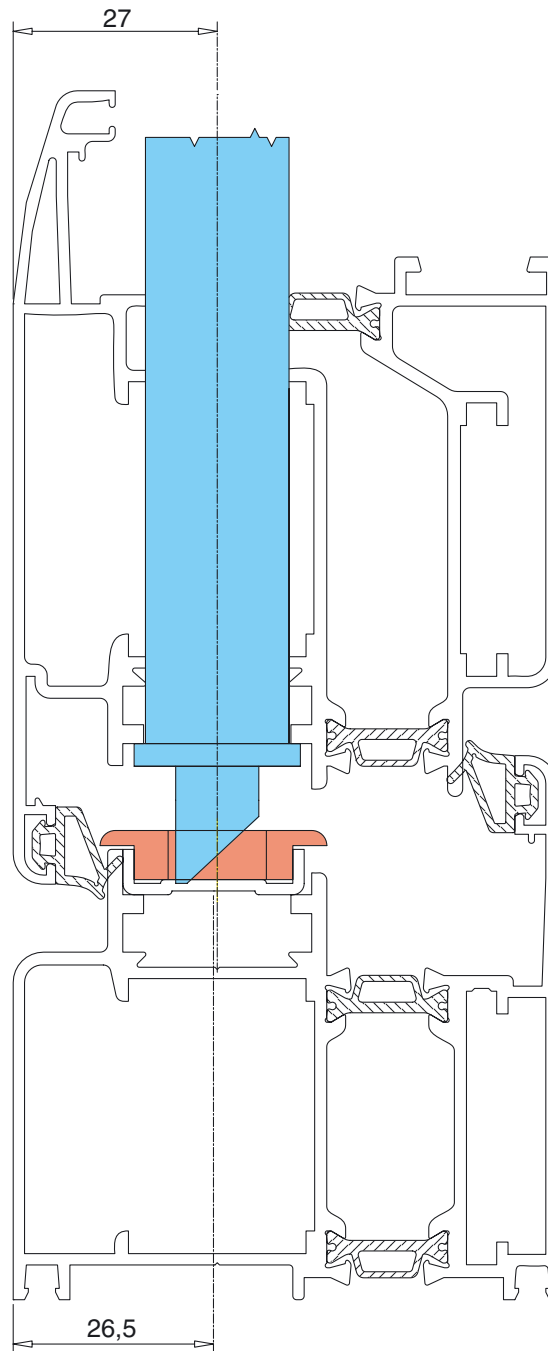
CONTR. REGOLABILE IN METALLO			TESTATA
A-B-D	C	E	
06465-04	06465-04 [16]	06465-04	22
[16] = INSERTO PER RULLO ART. 06141-70			

USARE SERRATURA CON CHIAVE LUNGA Art. 00102 CHE HA IN DOTAZIONE LE VITI BORCHIA DA 75 mm.

REGOLAZIONE DISTANZA TESTATA/BOCCHETTA

- Meccanica/Elettrica = Regolazione scrocco o scrocco/pistone + 3 mm

E = 100 mm.

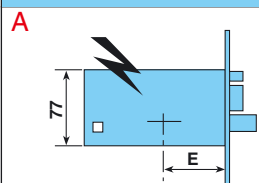


SCHEMA VALIDO ANCHE PER LA VERSIONE A 2 ANTE

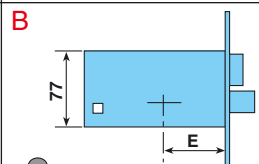
Accessori applicabili alle serrature triplici

CODICE	DESCRIZIONE
06441-00	COPPIA ASTE INTERNE ZANCATE
06441-10	COPPIA ASTE INTERNE DIRITTE
06441-20	COPPIA ASTE INTERNE AVVITATE
06442-00	COPPIA PIASTRINI PER AGGANCIAMENTO ASTE ESTERNE
06443-00	KIT COPPIA DEVIATORI ASTE INTERNE CATENACCIO BASCULANTE
06443-05	KIT COPPIA DEVIATORI ASTE ESTERNE CATENACCIO BASCULANTE
06443-21	KIT COPPIA DEVIATORI ASTE INTERNE CATENACCIO ORIZZONTALE
06443-26	KIT COPPIA DEVIATORI ASTE ESTERNE CATENACCIO ORIZZONTALE
06449-00	KIT COPPIA ASTE ACCORCIABILI PER COPPIA DEVIATORI

Planet 45 Sormonto

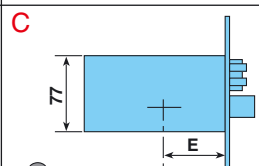


art. 14461



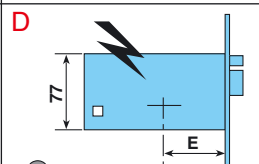
art. 44361

art. 44461



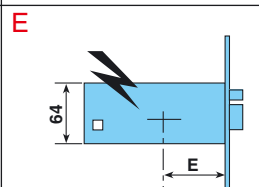
art. 44371

art. 44471

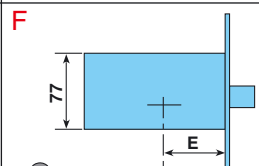


art. 14351

art. 14451

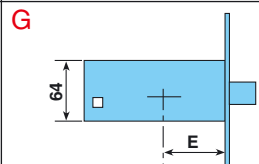


art. 14511

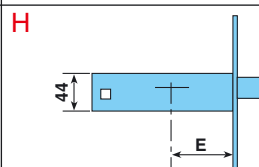


art. 44351

art. 44451



art. 44156 (vers. scrocco)

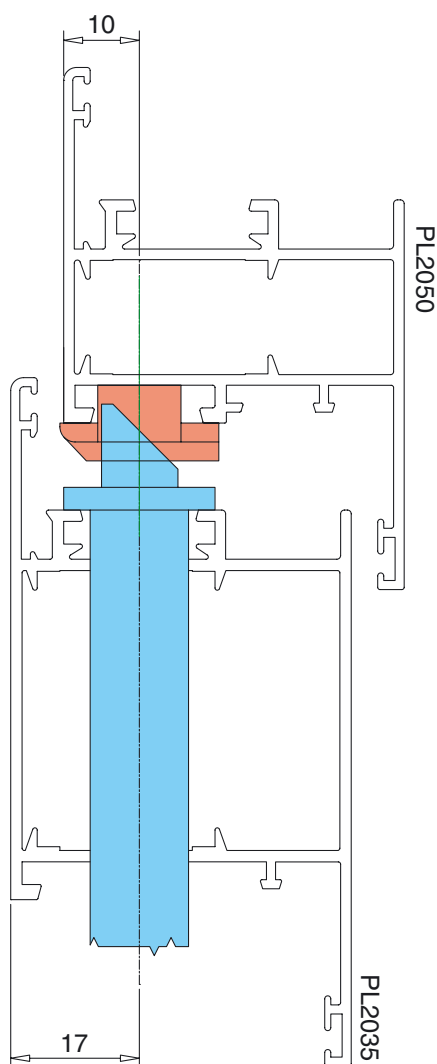


art. 44151 (vers. scrocco)

art. 44161 (vers. rullo)

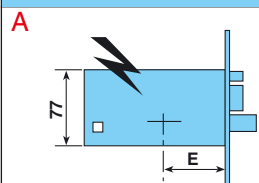
CILINDRO		CONTROPIASTRA IN NYLON			TESTATA
OVALE	SAGOMATO	A-B	D-E-F-G-H	C	
08210-02 L = 55,4 (27,7-27,7)	OG 300-06 L = 59 (26,5-32,5)	06277-89	06287-89	06277-90	20

E = 90 mm.

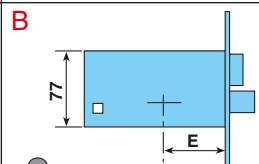


SCHEMA VALIDO ANCHE PER LA VERSIONE A 2 ANTE

Planet 45 Complanare

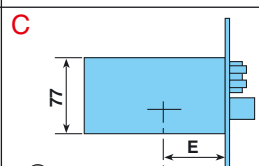


art. 14461



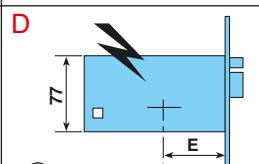
art. 44361

art. 44461



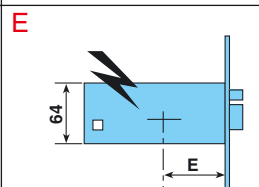
art. 44371

art. 44471

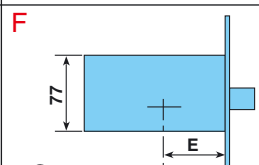


art. 14351

art. 14451

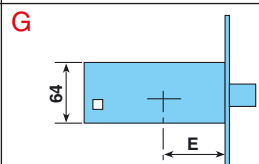


art. 14511

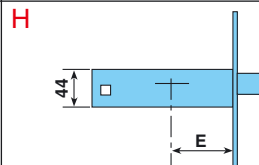


art. 44351

art. 44451



art. 44156 (vers. scrocco)

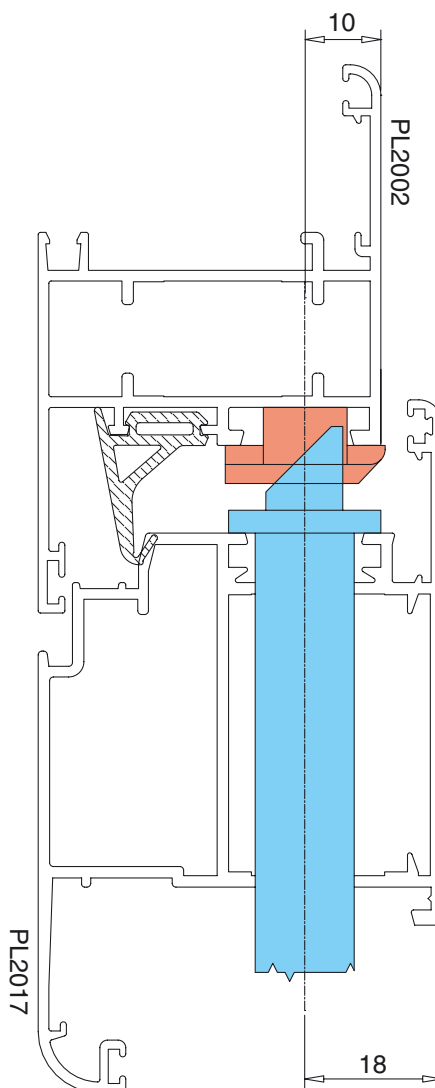


art. 44151 (vers. scrocco)

art. 44161 (vers. rullo)

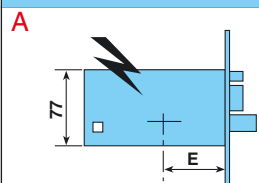
CILINDRO		CONTROPIASTRA IN NYLON			TESTATA
OVALE	SAGOMATO	A-B	D-E-F-G-H	C	
08210-06 L = 55,4 (27,7-27,7)	OG 300-09 L = 63 (26,5-36,5)	06277-89	06287-89	06277-90	20

E = 90 mm.

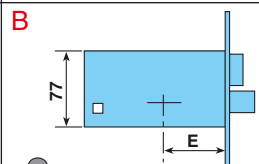


SCHEMA VALIDO ANCHE PER LA VERSIONE A 2 ANTE

Planet 45 Complanare Apertura Esterna

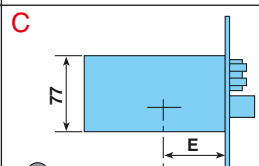


art. 14461



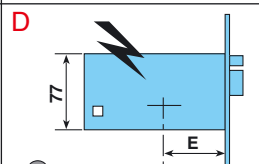
art. 44361

art. 44461



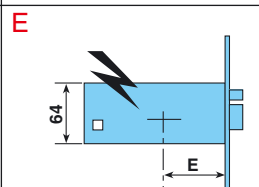
art. 44371

art. 44471

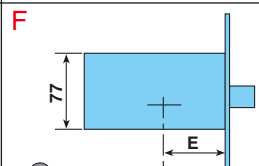


art. 14351

art. 14451

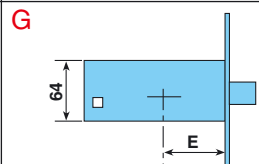


art. 14511

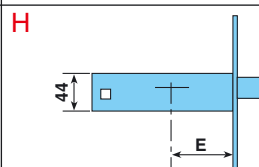


art. 44351

art. 44451



art. 44156 (vers. scrocco)

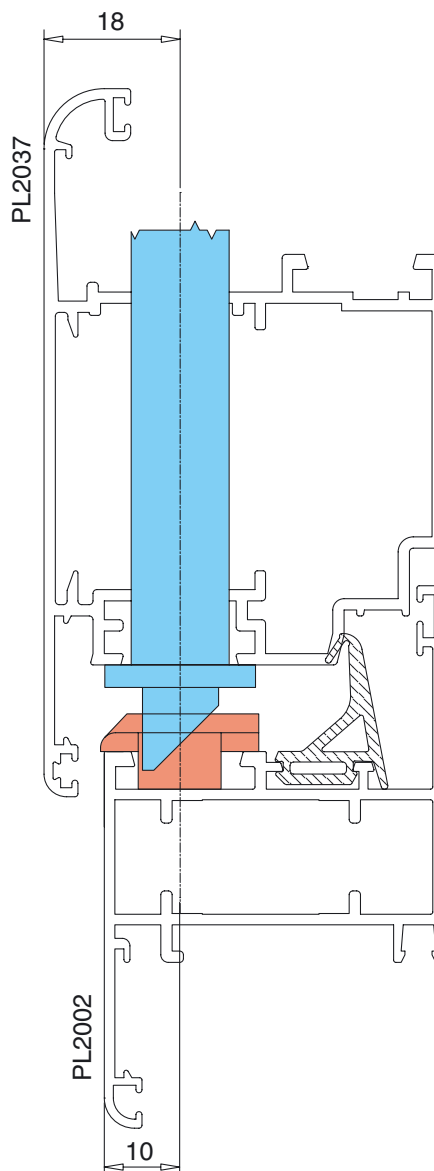


art. 44151 (vers. scrocco)

art. 44161 (vers. rullo)

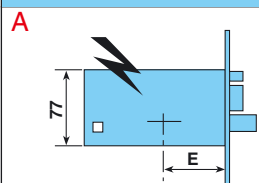
CILINDRO		CONTROPIASTRA IN NYLON			TESTATA
OVALE	SAGOMATO	A-B	D-E-F-G-H	C	
08210-06 L = 62,7 (27,7-35)	OG 300-09 L = 63 (26,5-36,5)	06277-89	06287-89	06277-90	20

E = 90 mm.

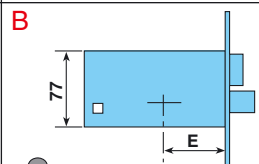


SCHEMA VALIDO ANCHE PER LA VERSIONE A 2 ANTE

Planet 50 TT Complanare

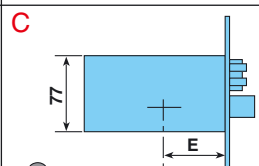


art. 14461



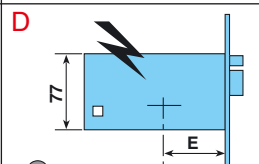
art. 44361

art. 44461



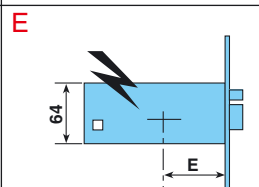
art. 44371

art. 44471

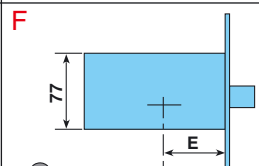


art. 14351

art. 14451

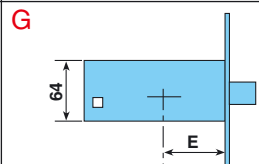


art. 14511

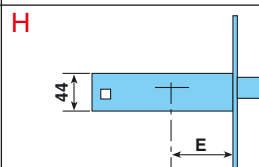


art. 44351

art. 44451



art. 44156 (vers. scrocco)

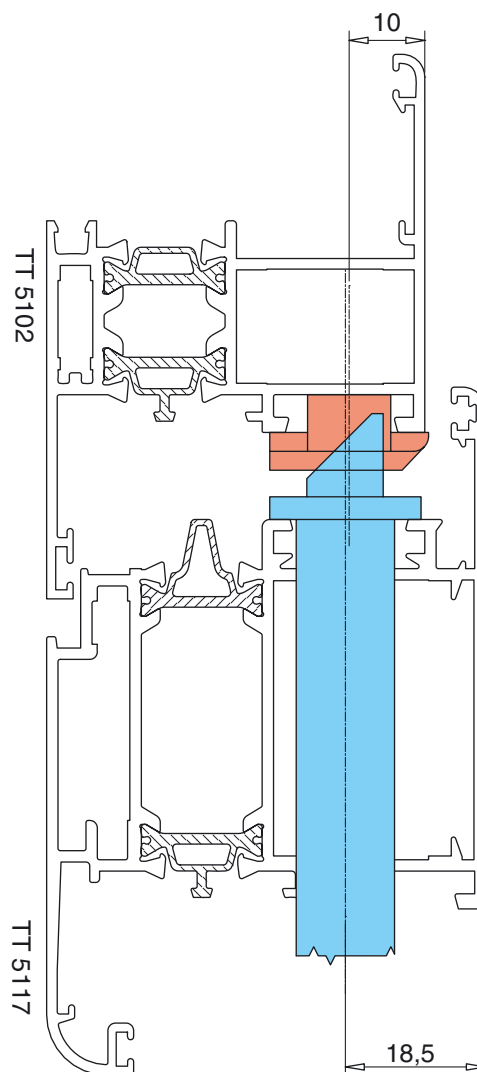


art. 44151 (vers. scrocco)

art. 44161 (vers. rullo)

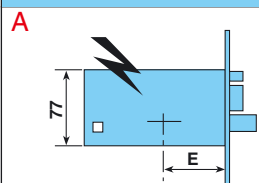
CILINDRO		CONTROPIASTRA IN NYLON			TESTATA
OVALE	SAGOMATO	A-B	D-E-F-G-H	C	
08210-14 L = 72,7 (27,7-45)	OG 300-11 L = 69 (26,5-42,5)	06277-89	06287-89	06277-90	20

E = 90 mm.

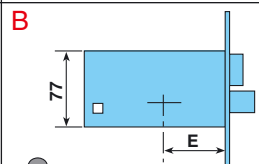


SCHEMA VALIDO ANCHE PER LA VERSIONE A 2 ANTE

Planet 50 TT Complanare Apertura Esterna

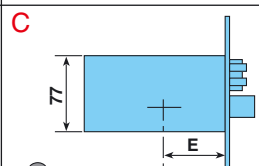


art. 14461



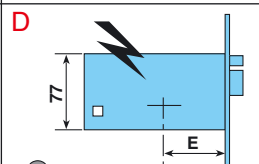
art. 44361

art. 44461



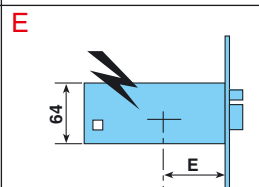
art. 44371

art. 44471

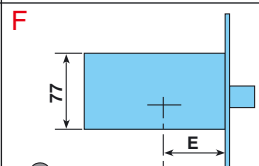


art. 14351

art. 14451

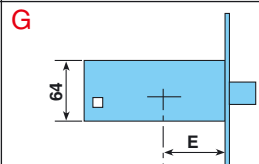


art. 14511

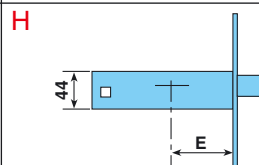


art. 44351

art. 44451



art. 44156 (vers. scrocco)

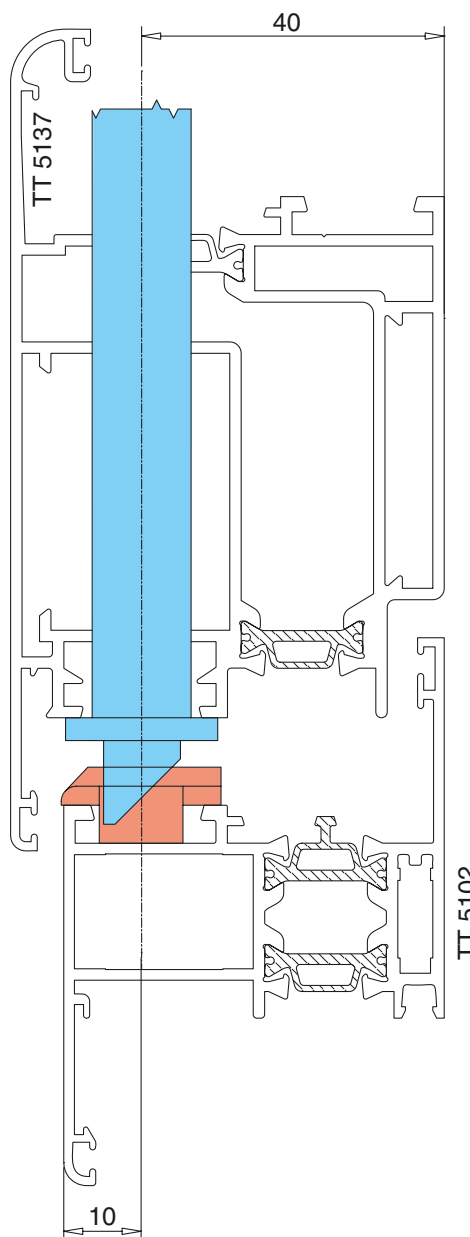


art. 44151 (vers. scrocco)

art. 44161 (vers. rullo)

CILINDRO		CONTROPIASTRA IN NYLON			TESTATA
OVALE	SAGOMATO	A-B	D-E-F-G-H	C	
08210-14 L = 72,7 (27,7-45)	OG 300-11 L = 69 (26,5-42,5)	06277-89	06287-89	06277-90	20

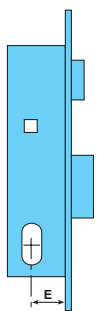
E = 90 mm.



SCHEMA VALIDO ANCHE PER LA VERSIONE A 2 ANTE

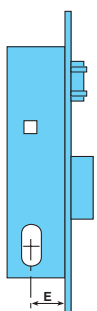
Planet 45 Sormonto

B



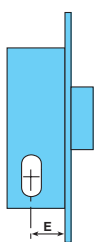
art. 44221=1 mandata
art. 44226=2 mandate

C



art. 44231=1 mandata
art. 44236=2 mandate

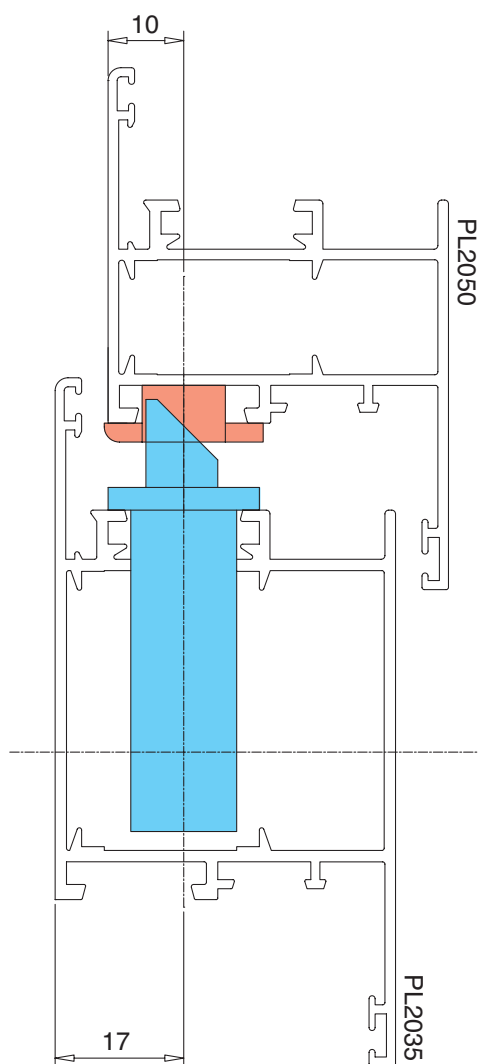
D



art. 44241=1 mandata
art. 44246=2 mandate

CILINDRO	CONTROPIASTRA IN NYLON			TESTATA
	B	C	D	
08210-02 L = 55,4 (27,7-27,7)	06277-88	06277-90	06287-89	20

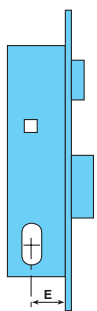
E = 35 mm.



SCHEMA VALIDO ANCHE PER LA VERSIONE A 2 ANTE

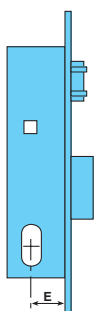
Planet 45 Complanare

B



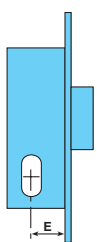
art. 44221=1 mandata
art. 44226=2 mandate

C



art. 44231=1 mandata
art. 44236=2 mandate

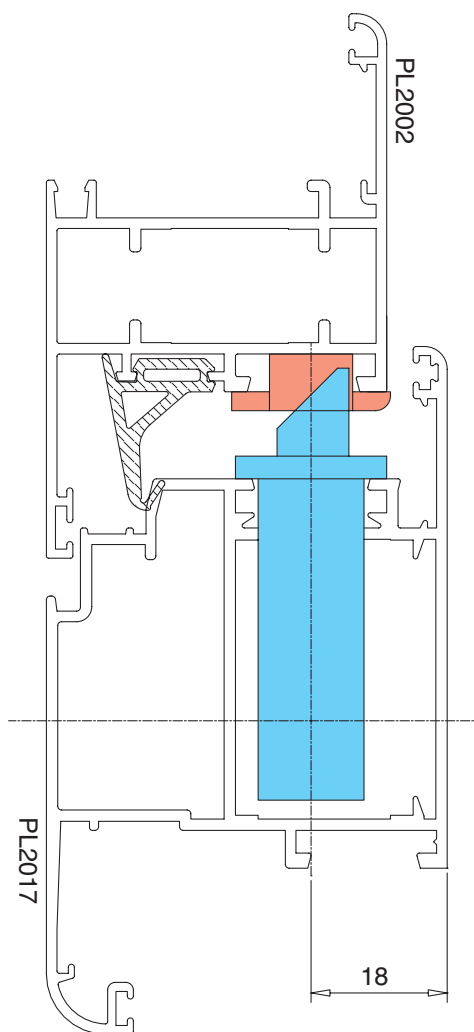
D



art. 44241=1 mandata
art. 44246=2 mandate

CILINDRO	CONTROPIASTRA IN NYLON			TESTATA
	B	C	D	
08210-06 L = 62,7 (27,7-35)	06277-88	06277-90	06287-89	20

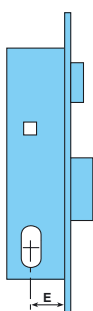
E = 35 mm.



SCHEMA VALIDO ANCHE PER LA VERSIONE A 2 ANTE

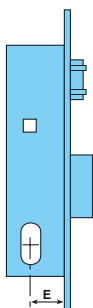
Planet 45 Complanare Apertura Esterna

B



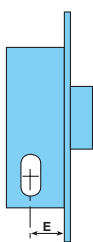
art. 44221=1 mandata
art. 44226=2 mandate

C



art. 44231=1 mandata
art. 44236=2 mandate

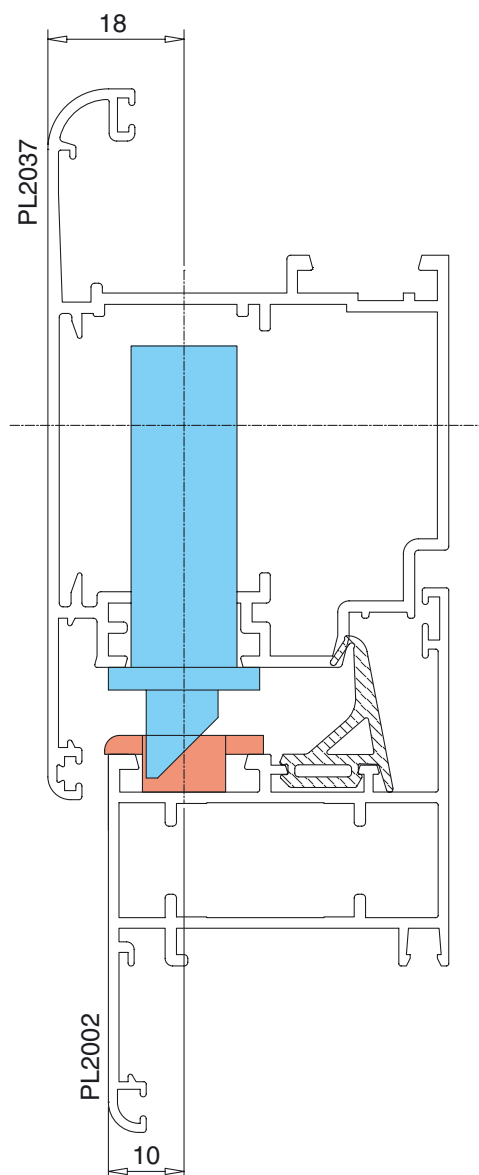
D



art. 44241=1 mandata
art. 44246=2 mandate

CILINDRO	CONTROPIASTRA IN NYLON			TESTATA
	B	C	D	
08210-06 L = 62,7 (27,7-35)	06277-88	06277-90	06287-89	20

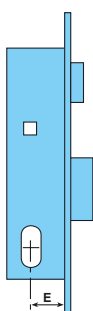
E = 35 mm.



SCHEMA VALIDO ANCHE PER LA VERSIONE A 2 ANTE

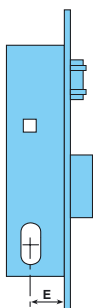
Planet 50 TT Complanare

B



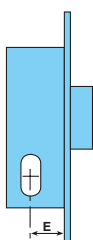
art. 44221=1 mandata
art. 44226=2 mandate

C



art. 44231=1 mandata
art. 44236=2 mandate

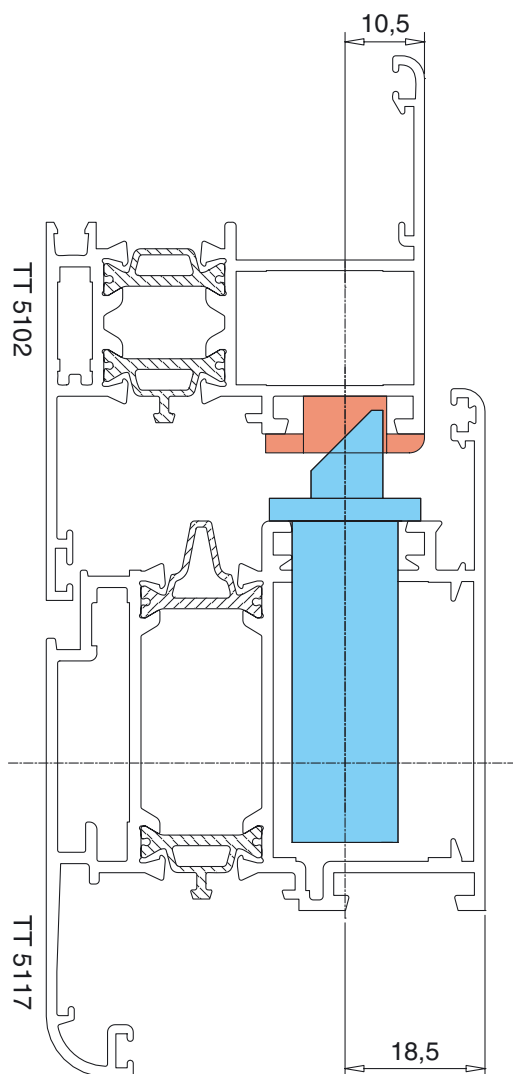
D



art. 44241=1 mandata
art. 44246=2 mandate

CILINDRO	CONTROPIASTRA IN NYLON			TESTATA
	B	C	D	
08210-14 L = 72,7 (27,7-45)	06277-88	06277-90	06287-89	20

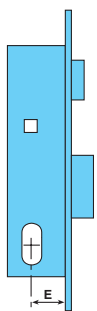
E = 35 mm.



SCHEMA VALIDO ANCHE PER LA VERSIONE A 2 ANTE

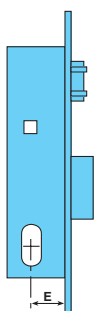
Planet 50 TT Complanare Apertura Esterna

B



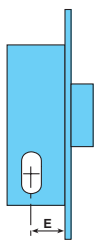
art. 44221=1 mandata
art. 44226=2 mandate

C



art. 44231=1 mandata
art. 44236=2 mandate

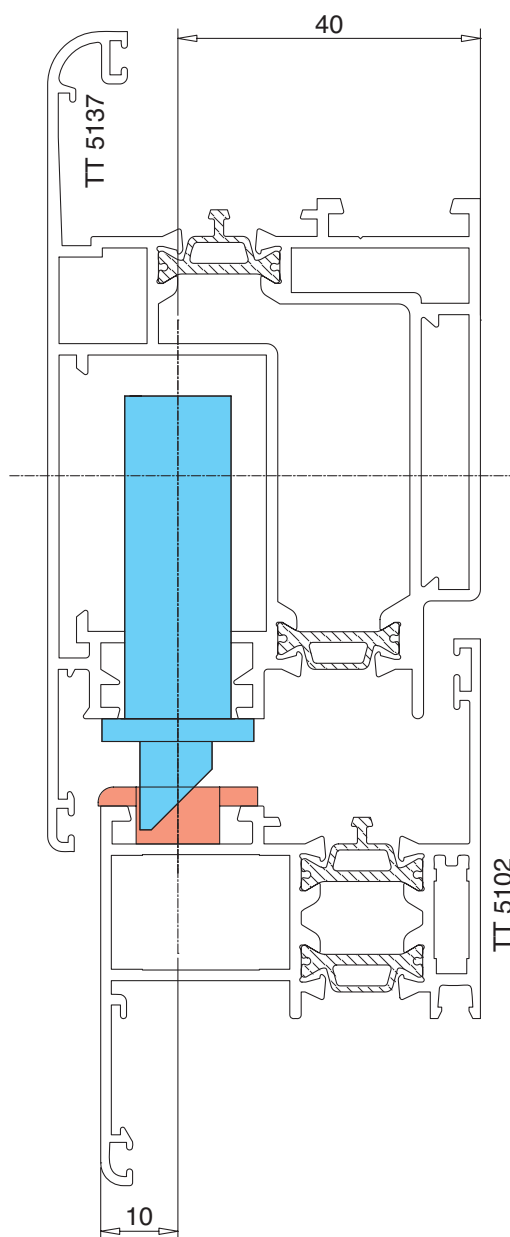
D



art. 44241=1 mandata
art. 44246=2 mandate

CILINDRO	CONTROPIASTRA IN NYLON			TESTATA
	B	C	D	
08210-14 L = 72,7 (27,7-45)	06277-88	06277-90	06287-89	20

E = 35 mm.



SCHEMA VALIDO ANCHE PER LA VERSIONE A 2 ANTE



Il settore Security Technologies è leader mondiale nella fornitura di prodotti e servizi per la sicurezza degli ambienti e delle persone. I prodotti leader di mercato sono rappresentati da sistemi elettronici e biometrici per il controllo accessi; sistemi di rilevamento e pianificazione presenze; serrature meccaniche, lucchetti e cavi antifurto; chiudiporta, dispositivi per uscite di emergenza, porte e infissi in acciaio, ferramenta di complemento architettonico; tecnologie e servizi per i mercati globali della sicurezza.

CISA SpA
Via Oberdan, 42
48018 Faenza (RA) Italy
Tel. +39 0546 677111
Fax +39 0546 677150
www.cisa.com

www.ingersollrand.com

© 2006 Ingersoll-Rand Company Limited